



2020 Annovi Reverberi Spa

# AR 500 bp TWIN TOP - AR 560 bp TWIN TOP

| | C/C NBR | C/C BLUEFLEX | C/F ø 32 NBR | C/F ø 32 BLUEFLEX |
|---|---|---|---|---|
| AR 500 bp AP Twin Top | 1283 | 32073 | 1284 | 32074 |
| AR 560 bp AP Twin Top | 1287 | 32077 | 1288 | 32078 |



CM 758612

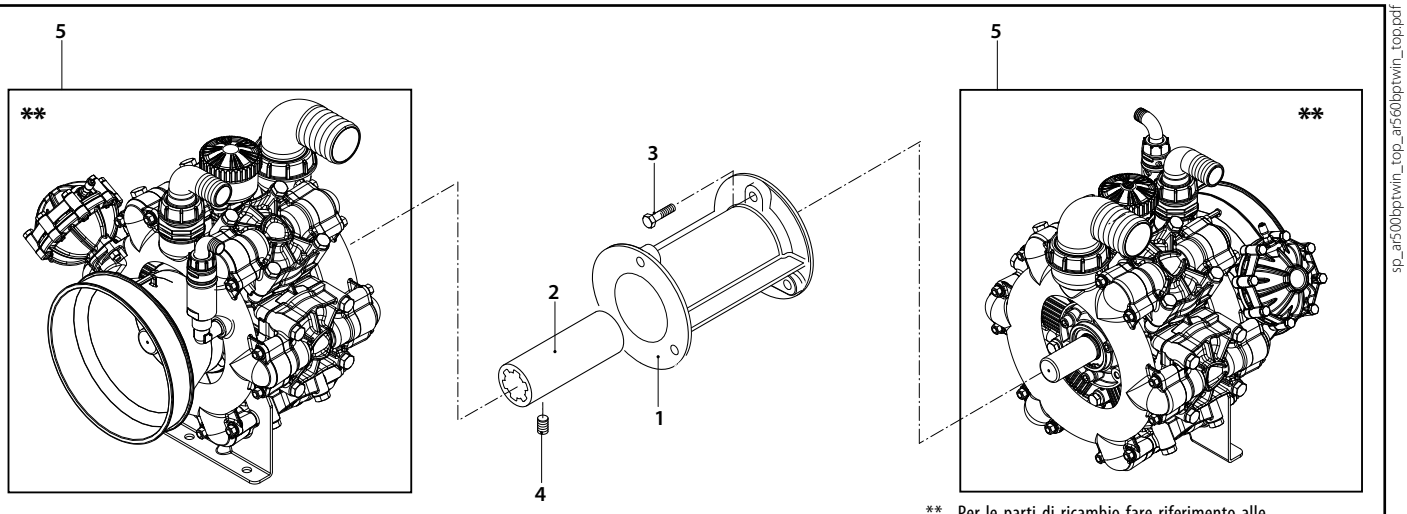


sp_ar500bptwin_top_ar560bptwin_top.pdf

** Per le parti di ricambio fare riferimento alle tavole dedicate, precedentemente illustrate.
** For spare parts, refer to the specific tables, as mentioned above.

51 -1

SL000116-MN

DI 758522

| Pos | Cod. | Descrizione | Description | Q.ty | Note |
|---|---|---|---|---|---|
| 1 | 751320 | Flangia | Flange | 1 | |
| 2 | 751410 | Giunto 1"3/8 (F) Z=6 30° | Coupling | 1 | marcato 6 + O |
| 3 | 620321 | Vite TE M10x30 | Screw | 6 | Geomet $C_{35}$ $C_{10}$ |
| 4 | 800750 | Vite M8x8 | Screw | 1 | |
| 5 | 1283 | Pompa AR 250 bp AP C/C | Pump | 2 | AR500bp Twin Top |
| | 32073 | Pompa AR 250 bp AP C/C BlueFlex™ | Pump | 2 | AR500bp Twin Top BF |
| | 1284 | Pompa AR 250 bp AP C/F | Pump | 1 | AR500bp Twin Top |
| | 32074 | Pompa AR 250 bp AP C/F BlueFlex™ | Pump | 1 | AR500bp Twin Top BF |
| | 1287 | Pompa AR 280 bp AP C/C | Pump | 2 | AR560bp Twin Top |
| | 32077 | Pompa AR 280 bp AP C/C BlueFlex™ | Pump | 2 | AR560bp Twin Top BF |
| | 1288 | Pompa AR 280 bp AP C/F | Pump | 1 | AR560bp Twin Top |
| | 32078 | Pompa AR 280 bp AP C/F BlueFlex™ | Pump | 1 | AR560bp Twin Top BF |

MI 91405

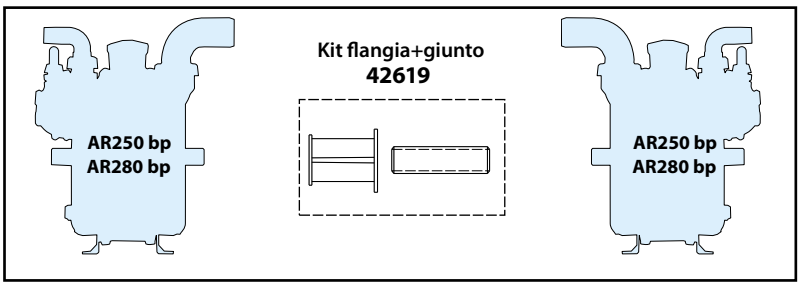


CM 758615

Warning! Shaft timing
Attention! Mise en phase vilebrequins
Achtung! Wellen-steuerzeiten

Attenzione! Fasatura alberi
Atencion! Calibracion ejes

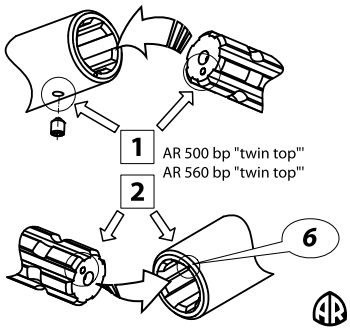


2156010

**ATTENZIONE !** Montare gli alberi con la marcatura e il foro di fasatura sul lato opposto della flangia. Far coincidere la punzonatura sul giunto, con il foro di fasatura dell'albero.

**WARNING!** Fit the shafts with the marking and the locator hole on the end opposite the flange. Align the punched marking on the coupling with the locator hole in the shaft.

**ATTENZIONE !** Prima dell'accoppiamento spruzzare lo spray D-321R sui terminali degli alberi e all'interno del giunto. Lasciare asciugare e quindi lubrificare con grasso P40.

**WARNING!** Before connecting, spray D-3213 onto the ends of the shafts and inside the coupling. Leave to dry then apply P40 grease.