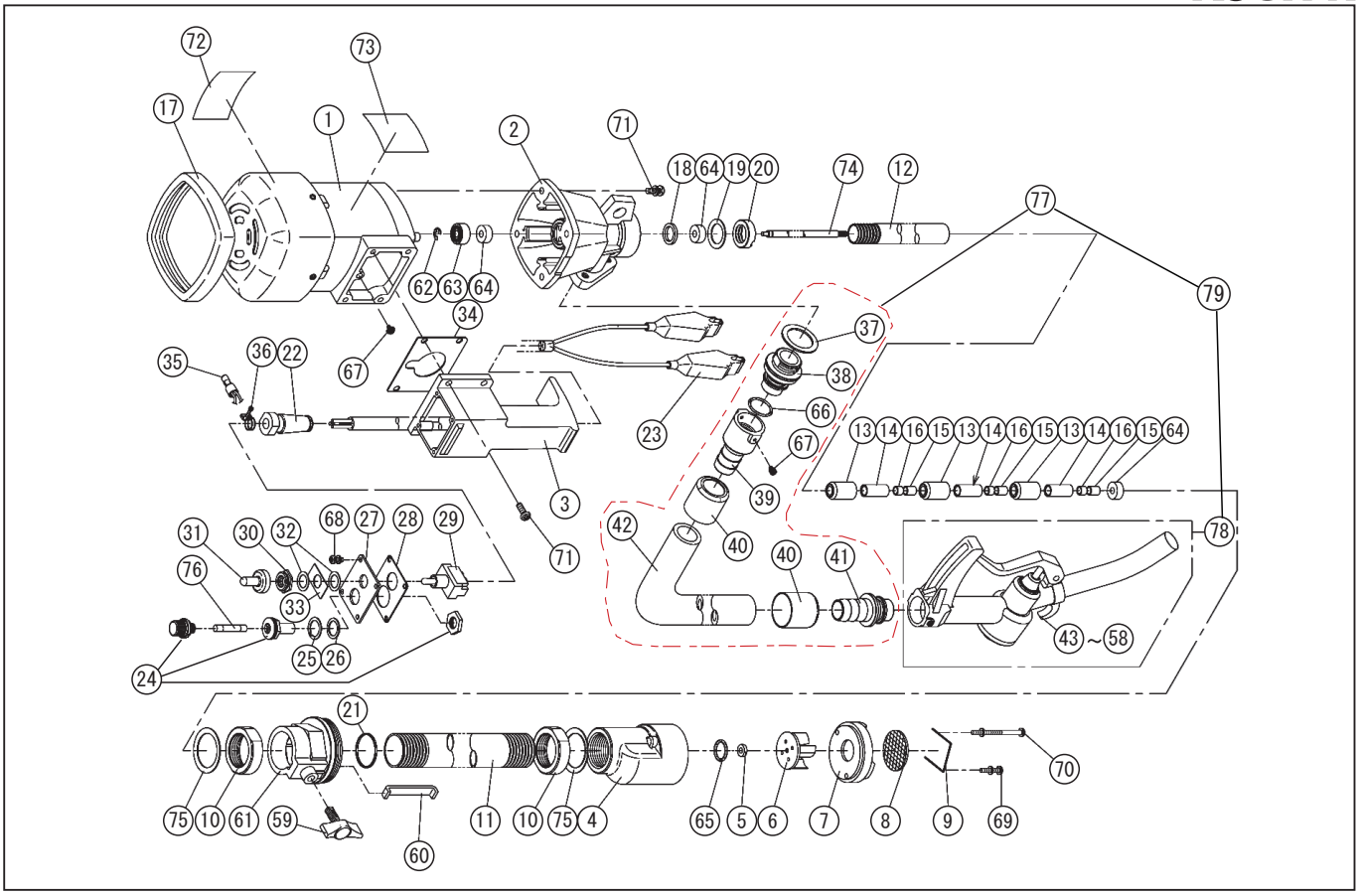

DWG No.004852420 MODEL:FD-24 FORM:FD-24-BAA-2

No.	PARTS CODE	PARTS NAME	QTY	MATERIAL/SIZE	REMARKS
1	0040563	FD-24 MOTOR	1	24V	
2	0040079	CAPSULE	1	ADC	
3	0040021	HANDLE	1	ADC	
4	0040080	PUMP BODY	1	ADC	
5	0040005	THRUST METAL	1	BS	
6	0040003	RESIN BLADE	1	NYLON6 WITH INSERT SLEEV	
7	0040081	PUMP COVER	1	ZDC	
8	0040084	FILTER	1	SUS	
9	0040085	FILTER STOPPER	1	SUS	
10	0040013	PIPE NUT	2	ZDC	
11	0040086	OUTER PIPE	1	ELECTRICAL STEEL WIRE PI	
12	0040087	INTERMEDIATE BEARING PIPE	1		
13	0040016	RUBBER BUSHING	3	NBR	
14	0040017	INTERMEDIATE STEEL BUSHING	3	S15C	
15	0040099	BEARING METAL	3	6 × 8 × 10 MB0610DU	
16	0040100	BEARING METAL	3	6 × 8 × 6 MB0606DU	
17	0040020	CUSHION GUM	1	NBR	
18	0040011	INTERMEDIATE PIPE PACKINIG	1	NBR	
19	0040029	INTERMEDIATE PLATE SPRING	1	SUP	
20	0040010	INTERMEDIATE PIPE NUT	1	S35C	
21	0040019	CAPSULE PACKING	1		
22	0040126	CORD BUSH (DC)	1	NBR	
23	0051045	FD-12,24 AC CORD	1	VCT2SQ × 5m	
24	0040101	FUSE HOLDER	1	ECHO FH-001AF	
25	0040027	HOLDER WASHER	1	BS	
26	0040028	HOLDER PACKING	1	NBR	
27	0040023	SWITCH BOARD	1	SS	
28	0040024	SWITCH PACKING	1		
29	0040102	SNAP SWITCH	1		
30	0040025	SWITCH NUT	1	BS6WITH HEXAGON FLANG	

♦ Bare engine can not be supplied

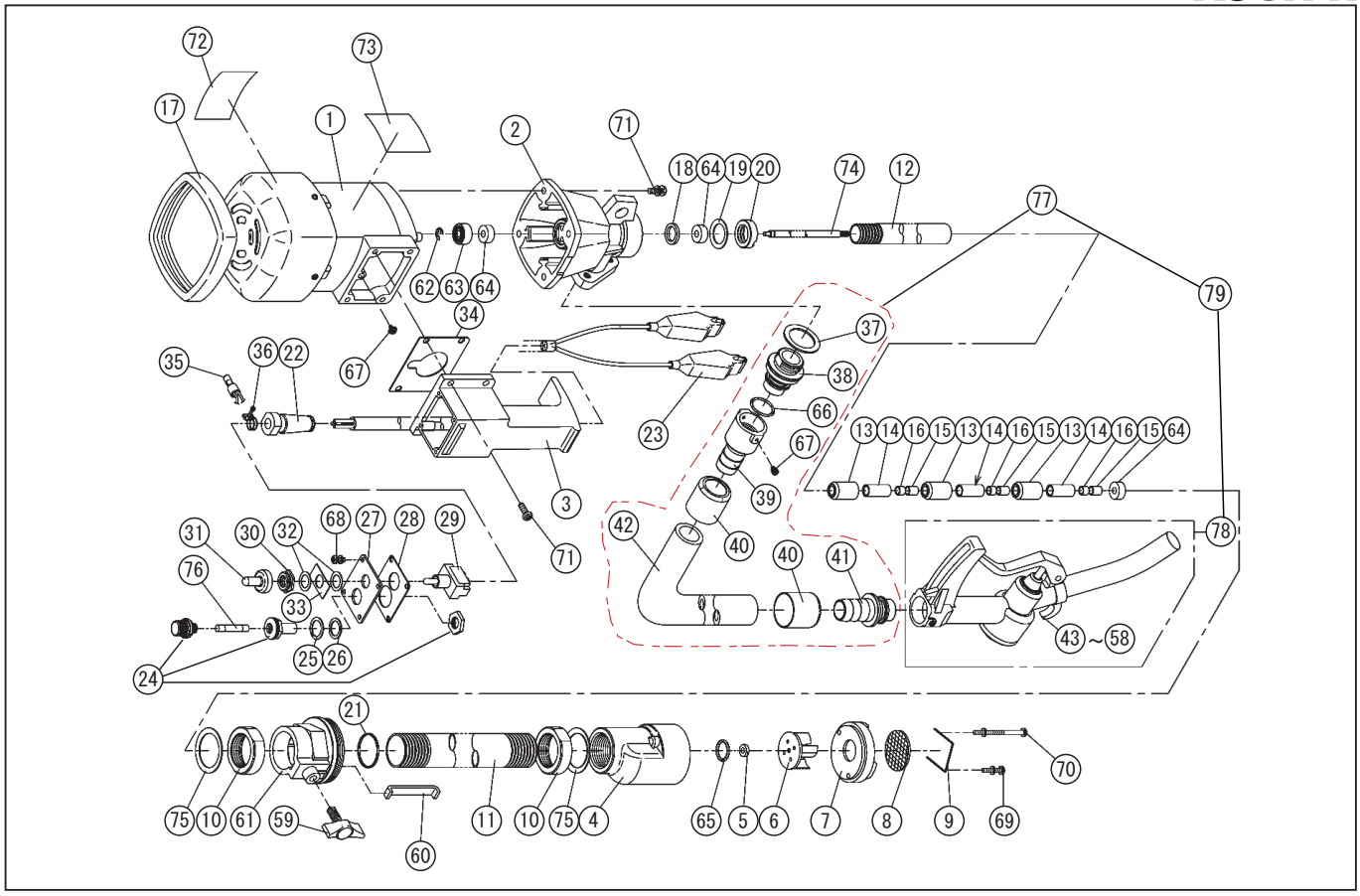

DWG No.004852420 MODEL:FD-24 FORM:FD-24-BAA-2

No.	PARTS CODE	PARTS NAME	QTY	MATERIAL/SIZE	REMARKS
31	0040026	SWITCH GUM	1	NBR	
32	0040036	SWITCH SEAL	2		
33	0040103	ON-OFF PLATE	1	WD1901	
34	0040022	HANDLE PACKING	1		
35	944500005	SOLDERLESS CONNECTOR	1	CE-5	
36	940119010	HOSE BAND	1	ϕ 10	
37	0040038	FLANGE PACKING	1		
38	0040041	HEXAGON FLANGE	1	ZDC	
39	0040044	STRAIGHT FLANGE	1	ZDC	
40	0040042	HOSE PIPE	2	ALP	
41	0040043	NOZZLE FLANGE	1	ZDC	
42	0040095	HOSE	1		
43	0080033	QU-20 OIL FEED NOZZLE BODY	1	ADC	
44	0080034	QU-20 VALVE GUIDE	1	ADC	
45	0080012	QU-20 SEAL BUSHING	1	BS	
46	0080007	QU-20 NOZZLE LOT	1	SUS	
47	0080010	QU-20 GUM	1	NBR	
48	0080005	QU-20 GUIDE	1	ADC	
49	0080035	QU-20 CAP	1	ADC	
50	0080013	QU-20 PRESS LEVER	1	SS	
51	0080008	QU-20 NOZZLE PIPE	1	ELECTRICAL STEEL WIRE PI	
52	0080009	QU-20 NOZZLE SPRING	1	SWP	
53	889855030	O-RING	1	P30 NBR	
54	889855006	O-RING	1	P6 NBR	
55	889855020	O-RING	1	P20 NBR	
56	850819136	RIVET	1	3X12 SWRM	
57	708119019	+ SCREW	2	M3X8 SWRM	
58	0080016	QU-20 PRESS LEVER PLATE	1	CU	
59	0010015	SC-20 WING BOLT	1	PC	
60	0050013	FR-100 STOPPER	1	SPC	

♦ Bare engine can not be supplied

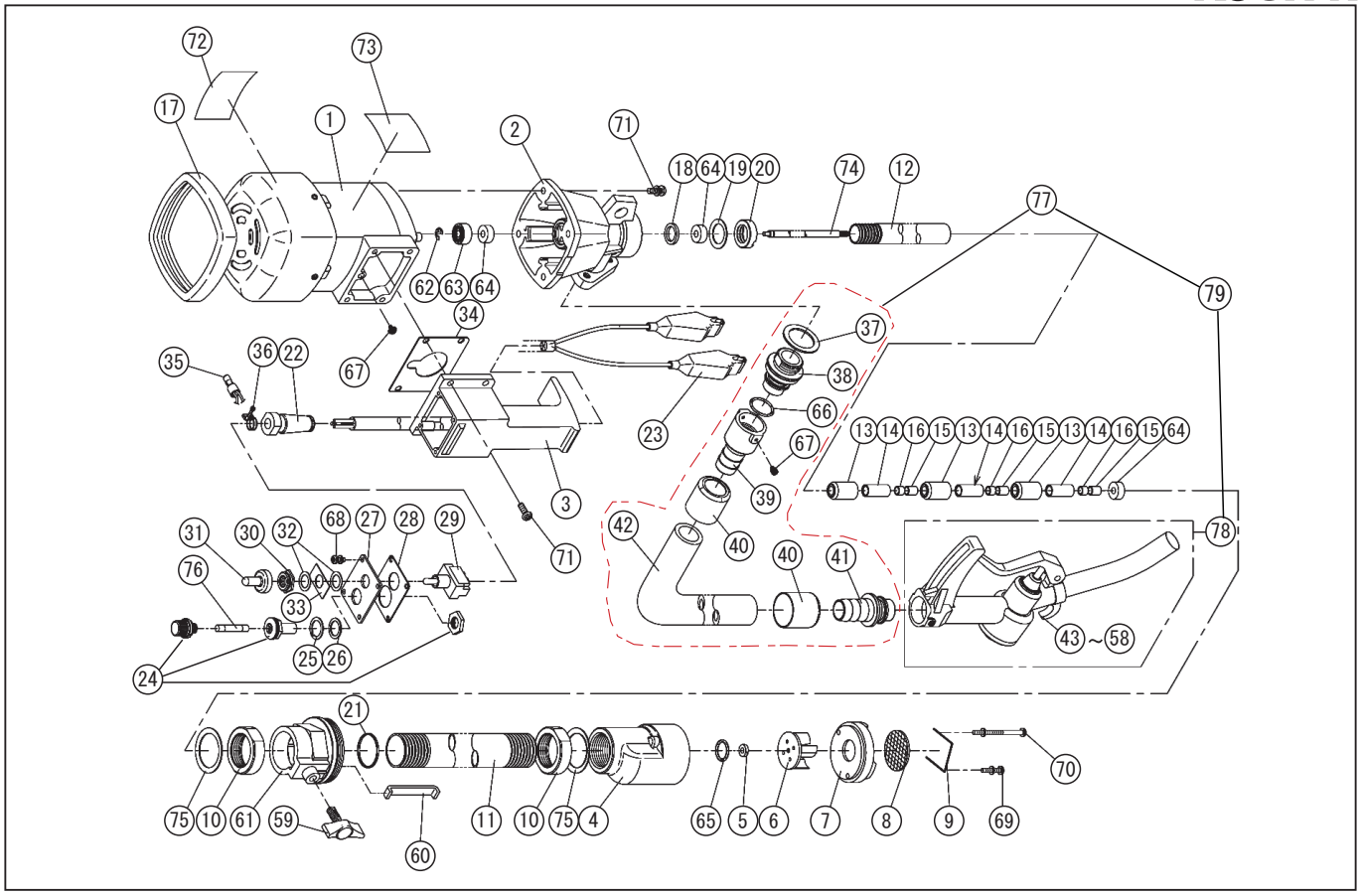

DWG No.004852420 MODEL:FD-24 FORM:FD-24-BAA-2

No.	PARTS CODE	PARTS NAME	QTY	MATERIAL/SIZE	REMARKS
61	0040127	DRUM ADAPTER	1	ADC	
62	888327006	SHAFT STOP RING	1		
63	912706006	BEARING	1	626ZZ	
64	893555003	OIL SEAL	3	6 × 16 × 7	
65	889855018	O-RING P18	1	P18 NBR	
66	889855020	O-RING	1	P20 NBR	
67	708119019	SPRING WASHER + SCREW	2	M3X8 SWRM	
68	707819037	+ SCREW	4	M4X10 SWRM	
69	0040431	+ SCREW	1	M4X18 SWRM	
70	0040432	+ SCREW	1	M4X40	
71	707819047	+ SCREW	8	M5X14 SWRM	
72	0040064	CAUTION LABEL	1	VINYLON	
73	0040572	FD-24-BAA-2- LABEL	1		
74	0040015	ROD	1	S45C	
75	0040014	SPRING	2	SUP	
76	945300017	FUSE	2	10A	
77	0048608	DELIVERY HOSE WITHOUT NOZZLE GUN	1		
78	0088502	NOZZLE GUN ASSY	1		
79	0048583	DELIVERY HOSE WITH NOZZLE GUN	1		
	0140626	CARBON BRUSH	2	7X11X19.5/21	
	0051058	BRUSH CAP	2		
	0051059	BRUSH HOLDER	2		
	0040500	FAN COVER(GREEN)	1		
	0040487	FAN	1		

♦ Bare engine can not be supplied