

DAVEY

SumpPumps

Model Number:
D75SA, D150S, DT08S, DT15S,
DT22S, DT37S, DT55S & DT75S

GUARANTEE
1 YEAR

APPLICATIONS

Ideal for sewage water pumping, storm water pumping, sump emptying, septic effluent disposal, water transfer and pumping of light slurries and factory waste.

HIGH VOLUME SUBMERSIBLE PUMPS

FEATURES & BENEFITS

- **Corrosion resistant 304 stainless steel shaft, motor shell and fasteners** for a long service life and an attractive, lasting appearance
- **Open impeller, single channel, centrifugal design**
  - able to pump soft solids in suspension
  - less susceptible to blockage
  - capable of higher heads/pressure

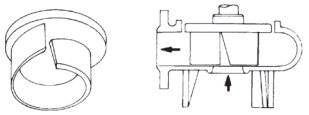

Single Vane
'S' Series

- **Double mechanical shaft seal in oil bath with hard faced silicon carbide/ceramic seal on pump side and sand slinger lip seal** for added motor protection and long service life
- **Automatic resetting thermal overload** for protection against overloading
- **D75SA model fitted with automatic float switch with a present float length** for safe unattended operation
- **All units fitted with10m harmonized HO7RNF oil resistant lead cable with bared ends** for easy connection to power supply
- **Mounting base fitted** for a firm and stable positioning during installation and operation
- **Slide rail kits available** for easy removal and re-installation
- **Hose tail provided for temporary installations;** ideal for use with lay-flat hose (hose clamp not included)
- **Available with a choice of single or three phase motors**
- **Optional 316SS version also available**

Sump Pumps

DAVEY

OPERATING LIMITS

Capacities to	2150 lpm
Heads to	32m
Max. submergence	25m
Max. operating temperature	40ºC
Max. soft solids	up to 80% of discharge size

Suitable Fluids
Semi-screened sewage or "grey water" of neutral pH containing up to 20% small soft solids or 1% string like solids. Some wear should be expected while pumping hard solids in suspension.

ELECTRICAL DATA

Model	Common to all models							
Speed	2 Pole, 2850rpm							
Insulation Class	Class F							
IP Rating	X8							
Electrical Lead	H07RNF x 10m length							
Model	**D75SA**	**D150S**	**DT08S**	**DT15S**	**DT22S**	**DT37S**	**DT55S**	**DT75S**
Supply Voltage	220-240V		380-415V					
50Hz - Phase	Single		Three					
Output Power	0.75kW	1.5kW	0.75kW	1.5kW	2.2kW	3.7kW	5.5kW	7.5kW
Full Load Current	7.5A	13.0A	1.7A	3.0A	4.5A	7.5A	12.3A	16.5A
Locked Rotor Current	22.5A	65.0A	10.5A	22.0A	31.5A	49.0A	66.0A	78.0A
Starting	CSIR	CSIR	DOL	DOL	DOL	DOL	DOL	DOL

60Hz data available on request

INSTALLATION AND PRIMING

Use a rope to position and retrieve the pump. Do not lower or retrieve the pump using the power lead as this may damage the cable entry seals, causing water leaks and unsafe operation.

Do not use this product for recirculating or filtering swimming pools, spas, etc. While these pumps are built to high safety standards, they are not approved for installations where people will be in the water while they are operating.

Do not pump abrasive materials. Sand and grit in the water being pumped will accelerate wear, causing shortened pump life.

Keep your pump clean, particularly in situations where lint, hair or fibrous materials may get bound around the pump shaft. Regular inspection and cleaning will extend pump life.

Make room for the float switch to operate. Automatic models have a float switch to turn them on when the water level rises and turn them off again when it has been pumped down to the safe operating level of the pump. If the float switch is not free to rise and fall, correct pump operation may not be possible.

Do not run your pump dry. Non-automatic models must be switched off manually or by way of an external float/level switch when the water level is reduced to the top of the pump housing.

MATERIALS OF CONSTRUCTION

PART	MATERIAL	
Model	**Std Model**	**316SS Model**
Impeller	Cast iron	316 stainless steel
Pump casing	Cast iron	316 stainless steel
Outlet	Cast iron	316 stainless steel
Shaft seal: - pump side - motor side	Silicon carbide/ceramic Carbide/ceramic Mechanical seals in captive oil bath with oil seal	
Shaft seal elastomer	Nitrile rubber	Viton
Pump shaft	304 stainless steel	316 stainless steel
O-rings	Nitrile rubber	Viton
Motor shell	304 stainless steel	316 stainless steel
Handle	304 stainless steel	316 stainless steel
Fasteners	304 stainless steel	316 stainless steel
Float & power supply leads	HO7RN-F oil resistant	

HYDRAULIC PERFORMANCE

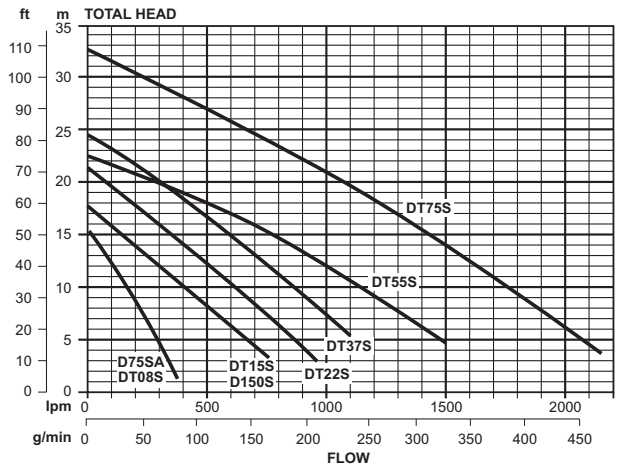

DIMENSIONS (mm)

Model	A	B	C	D	E	B.S.P.	Net Weight (kg)	Rail Kit
D75SA	495	310	160	195	330	2"F	30.0	SR50
DT08S	435	310	160	195	N/A	2"F	28.5	SR50
D150S	505	385	180	240	N/A	3"F	41.0	SR80
DT15S	470	385	195	240	N/A	3"F	37.0	SR80
DT22S	520	405	190	240	N/A	3"F	47.0	SR80
DT37S	555	405	210	250	N/A	4"F	52.0	SR80*
DT55S	690	570	315	260	N/A	4"F	85.0	SR100
DT75S	760	645	340	260	N/A	4"F	90.0	SR100

* Standard model fits SR80 rail kit. 3" x 4" flange adaptor (P/N: 403380) allows use of SR100 rail kit. 316SS adaptor P.O.A.

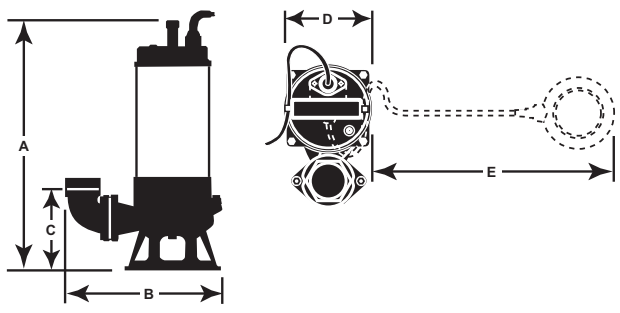

H/O & MFG SCORESBY
Certified System Quality ISO 9001
Certified System Environment ISO 14001

daveywater.com

This literature is not a complete guide to product usage. All images provided in this document are for illustration purposes only. Further information is available from your Davey Dealer, Davey Support Centre and from the relevant product Installation and Operating Instructions. Must be read in conjunction with the relevant product Installation and Operating Instructions and all applicable statutory requirements. Product specifications may change without notice.
® Davey is a registered trademark of Davey Water Products Pty Ltd. © Davey Water Products Pty Ltd 2024.

DAVEY

DWP0032-6/0524