ANNOVI REVERBERI®
The Power of Experience



# NEW LOW PRESSURE
# **CONTROL UNITS**

# NEW LOW PRESSURE
# Control units

**GO**FLOW
**MET**FLOW



**I nuovi gruppi di comando manuale modulare a bassa pressione Annovi Reverberi** rappresentano l'evoluzione dei sistemi di controllo attualmente in produzione.

Progettati per offrire massima versatilità, affidabilità e personalizzazione, consentono di configurare ogni modulo in base alle specifiche esigenze operative.

Realizzati interamente in materiali plastici innovativi e dotati di guarnizioni ad alte prestazioni, garantiscono resistenza, durata nel tempo e compatibilità con i principali sistemi di connessione.

La struttura modulare e la componentistica di nuova generazione rendono i gruppi ideale per un utilizzo preciso, sicuro e confortevole, anche nelle condizioni più gravose.

L'attacco a forchetta F5 è studiato per essere pratico nell'assemblaggio e manutenzione del gruppo. E' compatibile con gli attacchi serie T dei principali costruttori.

***The new low pressure modular manual control units by Annovi Reverberi*** *represent the evolution of the control systems currently in production.*

*Designed to offer maximum versatility, reliability, and customization, each module can be configured to meet specific operational needs.*

*Made entirely of innovative plastic materials and equipped with high-performance seals, they guarantee strength, durability, and compatibility with major connection systems.*

*The modular structure and next-generation components make the units ideal for precise, safe, and comfortable use, even in the most demanding conditions.*

*The F5 fork connector is designed for ease of assembly and maintenance. It is compatible with T-series mounts from leading manufacturers.*

# Caratteristiche
# *Features*



**Gruppi di comando** disponibili con o senza ritorni calibrati, per garantire una corretta ed omogenea distribuzione del prodotto sulle colture

***Control units*** *available with or without metered by-pass, to ensure correct and even distribution of the product on the crops*



**Manopole con forchetta anti-svitamento** per garantire operazioni precise anche in presenza di vibrazioni

***Knobs with anti-unscrewing fork*** *to ensure precise operations even in the presence of vibrations*



**Funzione risucchio antigoccia** quando il sistema è in modalità bypass.

***Antidrip suck-back device*** *when the system is working in by-pass mode*



**Sede della tenuta valvola** facilmente sostituibile e indipendente dal raccordo di uscita

***Valve seal seat*** *easily replaceable and independent from the outlet connector*



**Pratico sistema di fissaggio** integrato che non richiede tiranti o staffe di supporto

***Practical integrated fixing system*** *that does not require tie rods or support brackets*



**Struttura in Nylon rinforzato** con fibra di vetro. Elementi interni in acciaio inox

***Fiberglass-reinforced nylon structure.*** *Internal elements made of stainless steel*



**Tutti i moduli sono compatibili e intercambiabili** tra loro tramite attacco a forchetta F5

***All modules are compatible and interchangable*** *with each other via F5 fork attachment*



# LOW PRESSURE CONTROL UNITS




**I nuovi gruppi di comando** sono progettati per essere modulari e totalmente personalizzabili.

***The new control units*** *are designed to be modular and fully customizable.*

**A** **Valvola di comando generale** con attacco a forchetta F5. Occorre selezionare corpo, bypass e inlet.

***Main control valve*** *with F5 fork connector. Body, bypass and inlet choice is needed.*

**B** **Valvola proporzionale** con attacco a forchetta F5

***Proportional valve*** *with F5 fork connector*

**C** **Filtro in linea** serie 150 - 280 con attacco a forchetta F5, con o senza valvola di scarico

***Line filter*** *series 150-280 with F5 fork connector, with or without drain valve*

**E** **Gruppi valvole** di sezione con controlli manuali e raccordi di uscita a forchetta F3

***Section valves*** *with manual controls and F3 fork connectors*

**G** **Componenti opzionali** per collegamento manometro o altri dispositivi

***Optional components*** *for pressure gauge or other devices*

## A MAIN VALVE

| BODY | | | | |
|---|---|---|---|---|
| Ref. | Type | l/min | bar | |
| 1 | Manual | 180 | 10 | Antidrip |
| 2 | Manual | 180 | 20 | Antidrip |
| 3 | Manual | 180 | 10 | |
| 4 | Manual | 180 | 20 | |

+

| INLET | | | |
|---|---|---|---|
| Ref. | Type | Ø | (*) |
| 9 | Hose tail | 16 | F3 |
| 10 | Hose tail | 20 | F3 |
| 11 | Hose tail | 25 | F3 |

+

| BYPASS | | | |
|---|---|---|---|
| Ref. | Type | Ø | (*) |
| 12 | Hose tail BLUE | 25 | F5 |
| 13 | Hose tail GREEN | 30 | F5 |
| 14 | Hose tail RED | 35 | F5 |

## B VOLUMETRIC VALVE

| Ref. | Type | l/min |
|---|---|---|
| 1 | Manual | 60 |
| 2 | Manual | 100 |
| 3 | Manual | 150 |

(*) Compatibile con attacco a forchetta serie T /

## **Esempio** / *Example*:

**MET FLOW** A4-11-14-B3-C1-3-5-E2-6-16-22-43-57-74-G2-31

**La personalizzazione del gruppo** avviene con facilità indicando la lettera corrispondente alla sezione seguita dal numero che identifica lo specifico componente.

***Control unit customization*** *is made by indicating the letter corresponding to the section followed by the number that identifies the specific component.*

## C LINE STRAINER

TYPE

| Ref. | Type |
|---|---|
| 1 | Bypass |
| 2 | Closed |

+

FLOW

| Ref. | Type |
|---|---|
| 3 | 150 |
| 4 | 280 |

+

MESH

| Ref. | Type |
|---|---|
| 5 | 32 mesh |
| 6 | 50 mesh |
| 7 | 80 mesh |
| 8 | 100 mesh |

## G OTHER COMPONENTS

| Ref. | Type | Ø | Connect | (*) |
|---|---|---|---|---|
| 1 | Closed flange | | | F5 |
| 2 | Pressure gauge flange | | | F5 |
| 3 | Adapter | | | F5 |
| 6 | Straight Hose tail | 25 | Female | F5 |
| 7 | Straight Hose tail | 30 | Female | F5 |
| 8 | Straight Hose tail | 35 | Female | F5 |
| 9 | Straight Hose tail | 40 | Female | F5 |
| 12 | 90° Hose tail | 25 | Female | F5 |
| 13 | 90° Hose tail | 30 | Female | F5 |
| 14 | 90° Hose tail | 35 | Female | F5 |
| 15 | 90° Hose tail | 40 | Female | F5 |
| 19 | Straight Hose tail | 25 | Male | F5 |
| 20 | Straight Hose tail | 30 | Male | F5 |
| 21 | Straight Hose tail | 35 | Male | F5 |
| 22 | Straight Hose tail | 40 | Male | F5 |
| 25 | 90° Hose tail | 25 | Male | F5 |

| Ref. | Type | Ø | Connect | (*) |
|---|---|---|---|---|
| 26 | 90° Hose tail | 30 | Male | F5 |
| 27 | 90° Hose tail | 35 | Male | F5 |
| 28 | 90° Hose tail | 40 | Male | F5 |

+

PRESSURE GAUGE

| Ref. | Type | Ø | Material | Range |
|---|---|---|---|---|
| 31 | Pressure gauge | 63 | ABS | 0-25 |
| 32 | Pressure gauge | 63 | ABS | 0-40 |
| 33 | Pressure gauge | 63 | ABS | 0-60 |
| 34 | Pressure gauge | 63 | SS ISOM | 0-5/25 |
| 35 | Pressure gauge | 63 | SS ISOM | 0-15/60 |
| 38 | Pressure gauge | 100 | ABS | 0-25 |
| 39 | Pressure gauge | 100 | ABS | 0-40 |
| 40 | Pressure gauge | 100 | ABS | 0-60 |
| 41 | Pressure gauge | 100 | SS ISOM | 0-5/25 |

## E MANUAL SECTION VALVE

VALVE

| Ref. | Type | Body | Way |
|---|---|---|---|
| 1 | ON-OFF | Single | 1 |
| 2 | ON-OFF | Single | 2 |
| 3 | ON-OFF | Single | 3 |
| 4 | ON-OFF | Single | 4 |
| 5 | ON-OFF | Single | 5 |
| 6 | ON-OFF | Triple | 1 |
| 7 | ON-OFF | Triple | 2 |
| 8 | ON-OFF | Triple | 3 |
| 12 | Metered | Single | 1 |
| 13 | Metered | Single | 2 |
| 14 | Metered | Single | 3 |
| 15 | Metered | Single | 4 |
| 16 | Metered | Single | 5 |
| 17 | Metered | Triple | 1 |
| 18 | Metered | Triple | 2 |
| 19 | Metered | Triple | 3 |

*Compatible with T series fork connector*

OUTLET

| Ref. | Type | Ø |
|---|---|---|
| 21 | Outlet Hose tail | 10 |
| 22 | Outlet Hose tail | 13 |
| 23 | Outlet Hose tail | 16 |
| 24 | Outlet Hose tail | 19 |
| 25 | Outlet Hose tail | 25 |
| **Ref.** | **Type** | **Quantity** |
| 39 | Outlet Hose tail | 1 |
| 40 | Outlet Hose tail | 2 |
| 41 | Outlet Hose tail | 3 |
| 42 | Outlet Hose tail | 4 |
| 43 | Outlet Hose tail | 5 |
| 44 | Outlet Hose tail | 6 |
| 45 | Outlet Hose tail | 7 |
| 46 | Outlet Hose tail | 8 |
| 47 | Outlet Hose tail | 9 |
| 48 | Outlet Hose tail | 10 |
| 49 | Outlet Hose tail | 11 |

BYPASS

| Ref. | Type | Way |
|---|---|---|
| 53 | Bypass kit | 1 |
| 54 | Bypass kit | 2 |
| 55 | Bypass kit | 3 |
| 56 | Bypass kit | 4 |
| 57 | Bypass kit | 5 |
| 58 | Bypass kit | 6 |
| 59 | Bypass kit | 7 |
| 60 | Bypass kit | 8 |
| 61 | Bypass kit | 9 |
| 62 | Bypass kit | 10 |
| 63 | Bypass kit | 11 |
| **Ref.** | **Type** | **Ø** | **(*)** |
| 67 | Straight Outlet hose tail | 20 | F4 |
| 68 | Straight Outlet hose tail | 25 | F4 |
| 69 | Straight Outlet hose tail | 30 | F4 |
| 73 | 90° Outlet hose tail | 20 | F4 |
| 74 | 90° Outlet hose tail | 25 | F4 |
| 75 | 90° Outlet hose tail | 30 | F4 |

# GO FLOW *control unit*

**Gruppo comando modulare** a valvole manuali, completo di valvola di comando generale ON/OFF, valvola di regolazione della massima pressione a membrana e dispositivo antigoccia con funzione di risucchio.

***Modular control unit*** *with manual valves, complete with ON/OFF general control valve, diaphragm maximum pressure regulation valve and anti-drip device with suction function.*



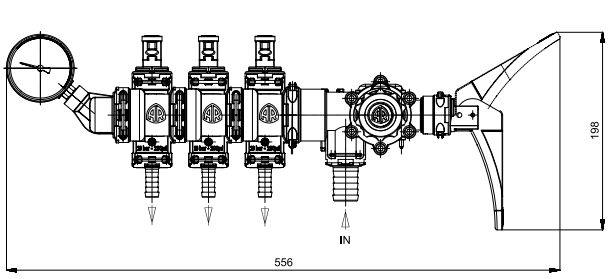


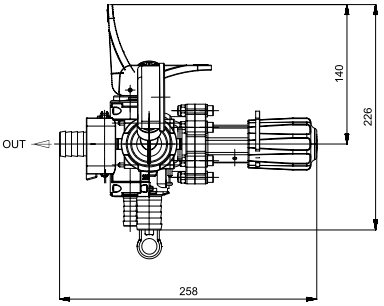


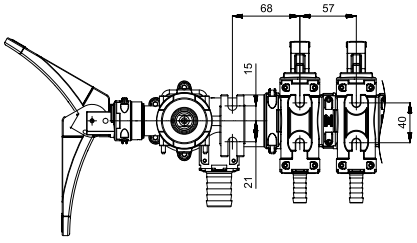


| Modello / Model | GO FLOW |
|---|---|
| Cod. | 32480 |
| N° Rubinetti<br>No. of valves | 3 |

| | | | | | |
|---|---|---|---|---|---|
| Portata max | 180 | L/1’ | Max. flow | 47.5 | gpm |
| Pressione max | 20 | bar | Max. pressure | 290 | psi |
| Temp. max | 60 | °C | Max. temp. | 140 | °F |
| Peso | 2,0 | kg | Weight | 4,4 | lb |

# MET FLOW *control unit*

**Gruppo comando modulare** a valvole manuali compensate, completo di valvola di comando generale ON/OFF, valvola di regolazione della massima pressione a membrana, valvola regolatrice volumetrica e dispositivo antigoccia con funzione di risucchio. Ideale per chi necessita di una distribuzione semplice e affidabile della corretta quantità di prodotto in modo proporzionale ai giri motore nella stessa marcia.

***Modular control unit*** *with compensated manual valves, complete with ON/OFF main control valve, diaphragm pressure relief valve, volumetric control valve, and anti-drip device with suction function. Ideal for those requiring simple and reliable dispensing of the correct amount of product, proportional to the engine rpm within the same gear.*



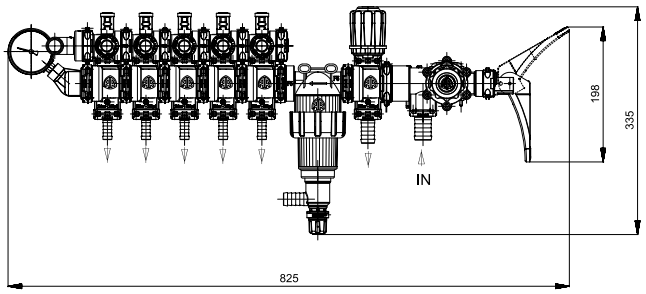


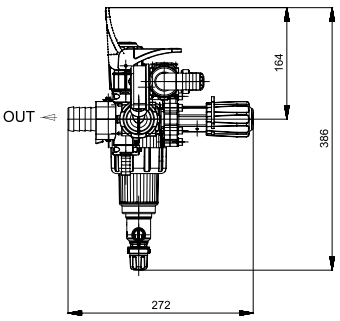


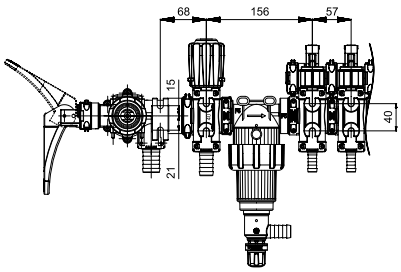


| Modello / Model | MET FLOW |
|---|---|
| Cod. | 32481 |
| N° Rubinetti<br>No. of valves | 5 |

| | | | | | |
|---|---|---|---|---|---|
| Portata max | 180 | L/1’ | Max. flow | 47.5 | gpm |
| Pressione max | 20 | bar | Max. pressure | 290 | psi |
| Temp. max | 60 | °C | Max. temp. | 140 | °F |
| Peso | 4,0 | kg | Weight | 8,8 | lb |



**Annovi Reverberi's Headquarters** in Modena, Italy

***Sede centrale di Annovi Reverberi*** *a Modena, Italia*

97493 – KE – 900000413

ANNOVI REVERBERI®
The Power of Experience

**Annovi Reverberi spa**

Via Martin Luther King 3
41122 Modena (Italy)

Tel +39 059 414 411
infoar@annovireverberi.it
www.annovireverberi.it