

DAVEY

Circulator Pumps

Model Number:
SC20-25, SB25-20, SB30-25,
SS30-25, SXM32-45

GUARANTEE
2 YEARS

APPLICATIONS

For domestic and commercial installations such as:

- For houses, motels and small apartment buildings
- Solar heating circuits
- The water runs hot as soon as the tap is opened

CIRCULATOR PUMPS

FEATURES & BENEFITS

- In-line pump casing with threaded ports for easy installation and direct mounting on pipe work
- Barrel unions with threaded ports for easy installation & service
- Rotating parts in contact with pumped liquid, made of corrosion resistant materials, to provide maintenance free and long
- Stainless steel impeller neck ring for long life & maintenance free operation
- Three speed with manual selector switch, adaptable to suit installations
- Wet rotor bearings lubricated by pumped liquid providing quiet, vibration free operation
- Rotor chamber protected from impurities by sintered bronze filter
- Manual bleed when started up
- Reliable, maintenance free operation
- High capacity built-in capacitor for high starting torque
- Direct connection via unions to pipe work from ¾" to 1 ¼"
- Low electrical consumption
- Integrated & automatic motor overload protection

Circulator Pumps

DAVEY

MATERIALS OF CONSTRUCTION

PART	MATERIAL
Pump casing	Cast iron (SC & SXM) Bronze (SB) Stainless steel (SS)
Impeller	Composite material
Shaft-motor can	Stainless steel
Bearings	Graphite
Seals	Ethyl.-propylene
Rotor-shaft	Ceramic

INSTALLATIONS

Cast iron models are designed for faster circulation of hot or cold water in a closed loop heating or air-conditioning system.

Bronze or stainless steel models are designed for faster circulation in a hot or cold water open or closed loop system.

Examples include secondary hot water distribution, air-conditioning, heating or cooling systems.

Note: Davey hot water circulators are not suitable for use in swimming pool or spa applications.

OPERATING LIMITS

Capacities to		165 lpm
Heads up to		70 kPa
Maximum working pressure		1000 kpa
Temperature	SC20-25	-10°C to +95°C
	SB25-20	
	SB30-25	
	SS30-25	-10°C to +110°C
	SXM32-45	
Maximum ambient temperature		+40°C
Port ND		20 to 32mm
Speed		See Table
Power supply		1 x 230V
Frequency		50Hz
Insulation class		F (155°C)
Protection		IP44

Conforming to EN 60335-2-51

DESIGN - INTERIOR OF CIRCULATOR

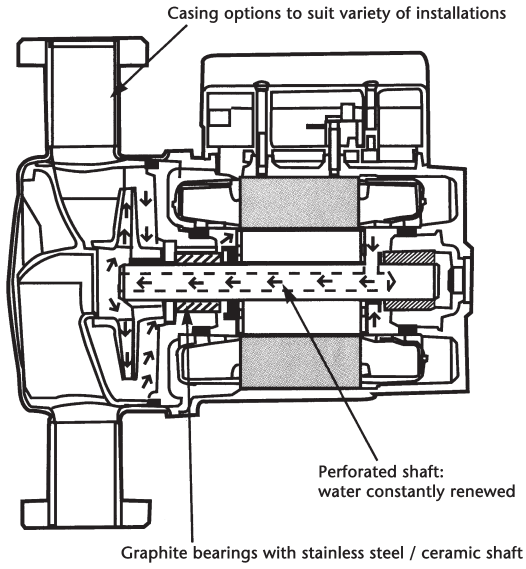

PUMP IDENTIFICATION - S SERIES*

S C 20 – 25

Range	S
Pump casing	C Cast iron B Bronze S Stainless steel
Pump nominal flow	20 2.0 m³/hr 25 2.5 m³/hr 30 3.0 m³/hr
Pump connection	20 20 mm / ³/₄" BSP 25 25 mm / 1" BSP

* For SXM32-45 refer dimensions

Circulator Pumps

DAVEY

HYDRAULIC PERFORMANCE

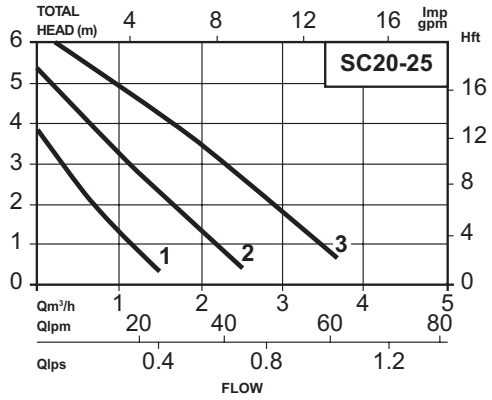

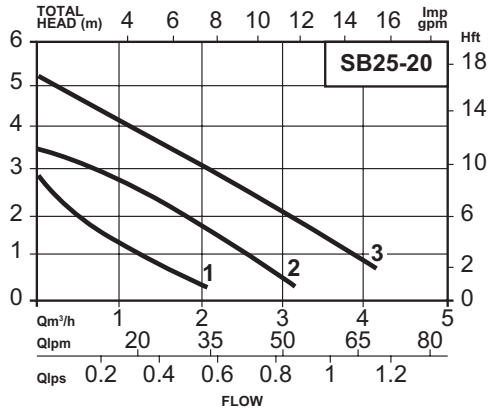

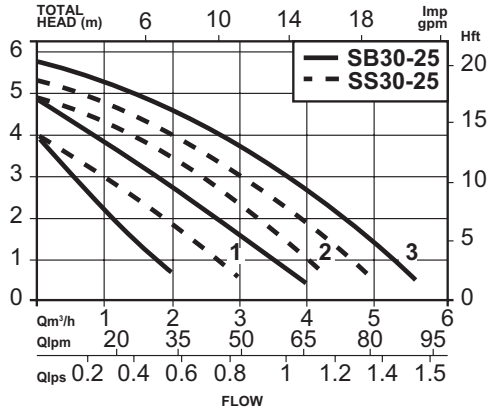

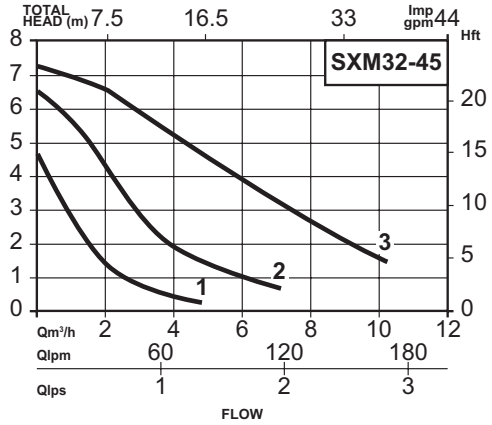

INSTALLATION POSITIONS

Motor axis must always be horizontal

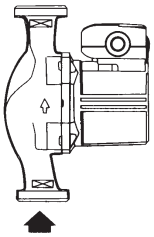

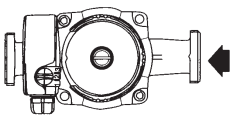

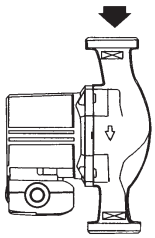

* For chilled water installations. Note position of capacitor cover.

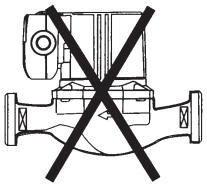

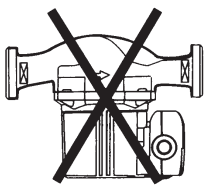

Circulator Pumps

DAVEY

DIMENSIONS

SC WITH CAST IRON CASING

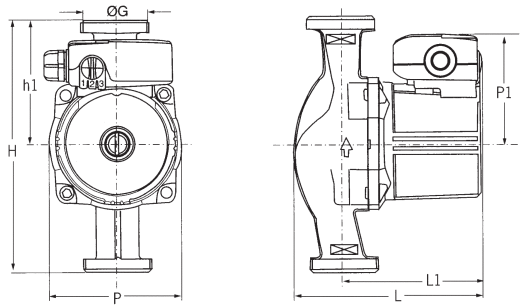

SB WITH BRONZE CASING

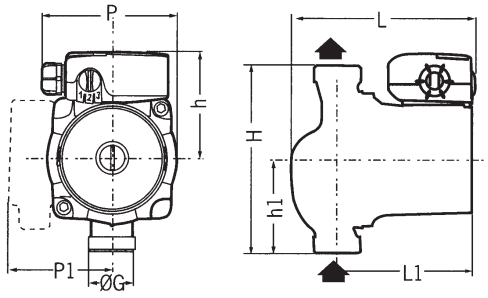

SXM WITH CAST IRON CASING

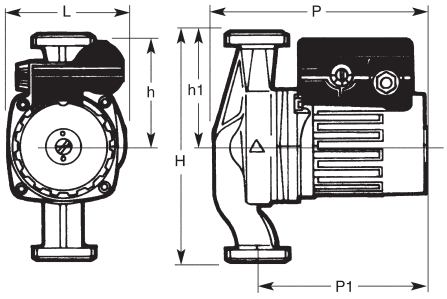

SS WITH STAINLESS STEEL CASING

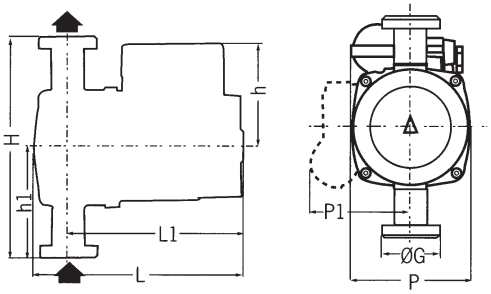

ELECTRICAL DATA

Model	Speed Selector Setting	Speed (rpm)	Max. P1 (W)	Max Current (A)	Capacitance (mF)	H (mm)	L (mm)	P (mm)	P1 (mm)	L1 (mm)	h (mm)	h1 (mm)	mass (kg)	dia G	Union Connection BSPP (F)
SC20-25	3	1850	93	0.40	2.6 x 400 V	130	132	93	77	98	90	90	2.6	2"	* 25mm / 1"
	2	1300	67	0.30											
	1	950	46	0.20											
SB25-20	3	1950	89	0.39	2.6 x 400 V	150	132	123	77	96	77	79	2.4	1¼"	* 20mm / ¾"
	2	1450	66	0.29											
	1	1000	45	0.20											
SB30-25	3	2300	114	0.50	2.6 x 400 V	180	145	96	77	109	77	90	2.8	1½"	* 25mm / 1"
	2	1650	102	0.46											
	1	1150	70	0.32											
SS30-25	3	2750	155	0.68	5.0 x 400 V	180	174	97	84	146	84	90	3	1½"	* 25mm / 1"
	2	2500	120	0.57											
	1	1900	94	0.45											
SXM32-45	3	2164	241	1.16	5.0 x 400 V	180	116	204	158	N/A	90	90	4.2	2"	32mm / 1¼" Order separately
	2	1482	196	0.96											
	1	1099	130	0.65											

* Unions & gaskets supplied

H/O & MFG SCORESBY
Certified System Quality ISO 9001
Certified System Environment ISO 14001

daveywater.com

This literature is not a complete guide to product usage. All images provided in this document are for illustration purposes only. Further information is available from your Davey Dealer, Davey Support Centre and from the relevant product Installation and Operating Instructions. Must be read in conjunction with the relevant product Installation and Operating Instructions and all applicable statutory requirements. Product specifications may change without notice.
® Davey is a registered trademark of Davey Water Products Pty Ltd. © Davey Water Products Pty Ltd 2024.

DAVEY

DWP0545-3/0424