DAVEY

DAVEY Firefighter®

Quick Reference Guide | Firefighter®

Guida rapida | Firefighter®

Guide de référence rapide | Firefighter®

Models | Modelli | Modèles:
5113HE, 5150HD, 5155H, 5165H, 5213HE, 5255H, 5155H/NPT, 5265H, 5265HE, 5210YE/HP, 5150P, 5155HFRN, 5250P, 5155H3, 5255H/NPT, 5290HRS2, 5148YEV, 5210HZE/HP, 5248Y, 5265H/NPT, 5190HRS2, 5265H23W, 5290HRS2NPT, 5170YE, 5290HE, 5165HQ, 5265HV, 5155HV, 5265H3, 5165HE, 5270YE









www.bit.ly/DWPFFIOI





1 x



1 x



1 x



1



2

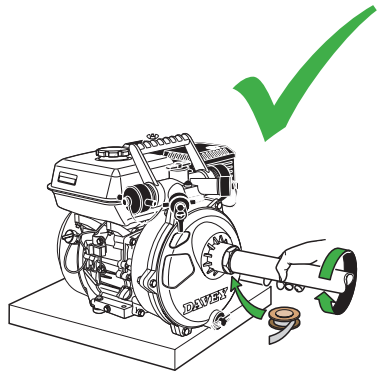

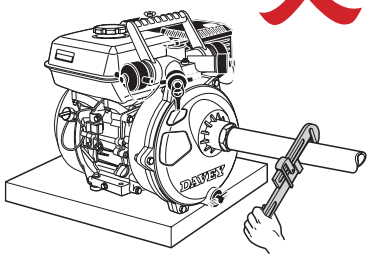

3

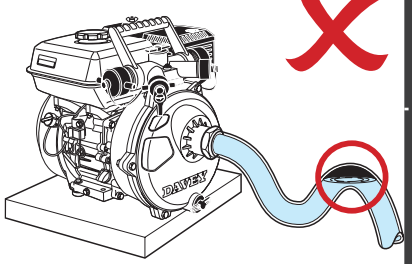

4

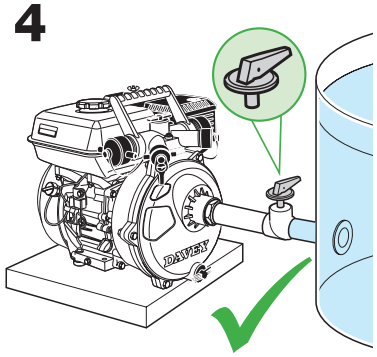

4

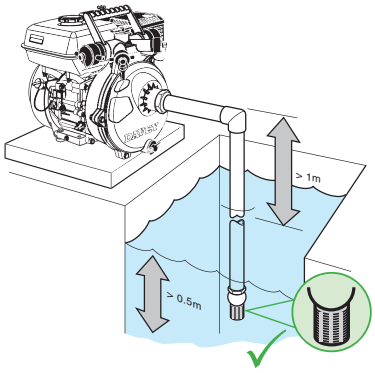

4

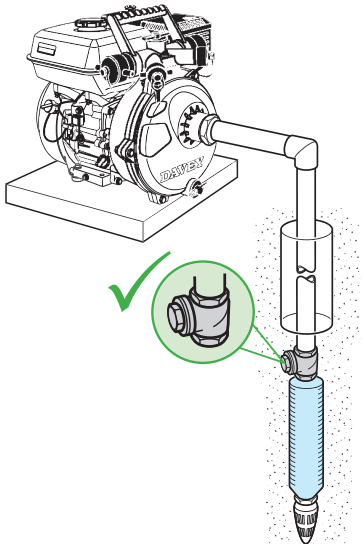

5

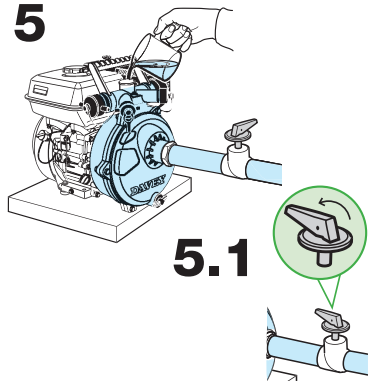

5

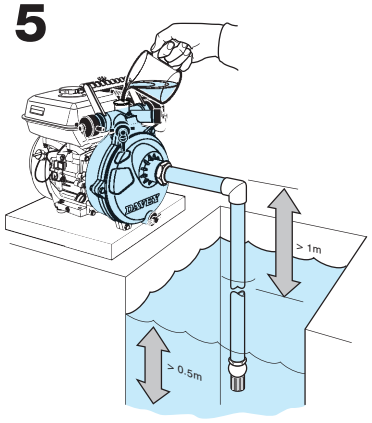

5

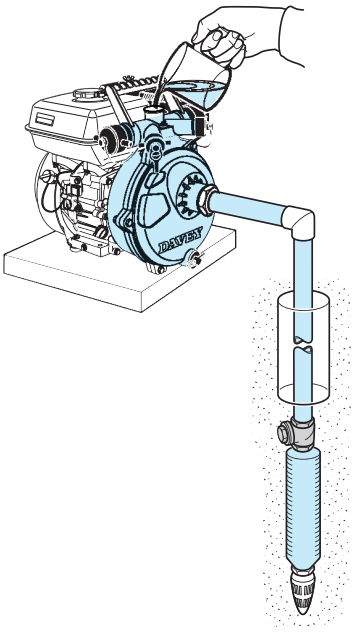

6

SAE 10W-30

Honda
GP/GX



5190HRS2 &
5290HRS2



7

Honda





6

MONOGRADE
SAE 30



Yanmar

7

Yanmar

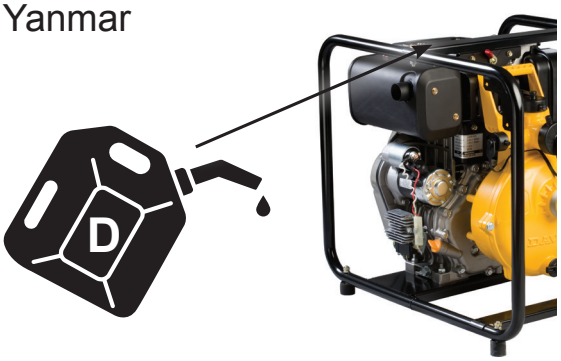

8

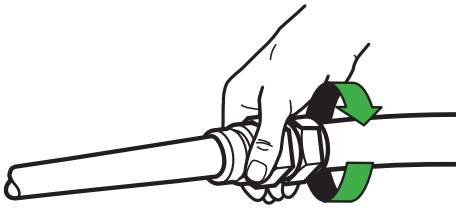

9



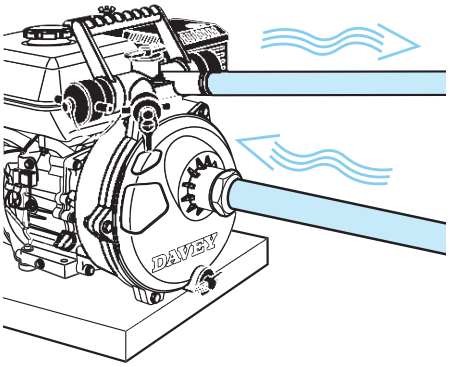

10



Prime should establish almost immediately, with strong water flow. Some installations may require process to be repeated to remove all air from system.

Prime dovrebbe stabilirsi quasi immediatamente, con un forte flusso d'acqua. Alcune installazioni potrebbero richiedere la ripetizione del processo per rimuovere tutta l'aria dal sistema.

L'amorçage devrait s'établir presque immédiatement, avec un fort débit d'eau. Certaines installations peuvent nécessiter la répétition du processus pour éliminer tout l'air du système.

IMPORTANT: Decommissioning: turn off the engine; de-pressurise pipework; drain water from drain plug.

IMPORTANTE: Messa fuori servizio: spegnere il motore; depressurizzare le tubazioni; scaricare l'acqua dal tappo di scarico.

IMPORTANT: Mise howrs service: arrêtez le moteur; dépressurisez la tuyauterie; vidangez l'eau à partir du bouchon de vidange.

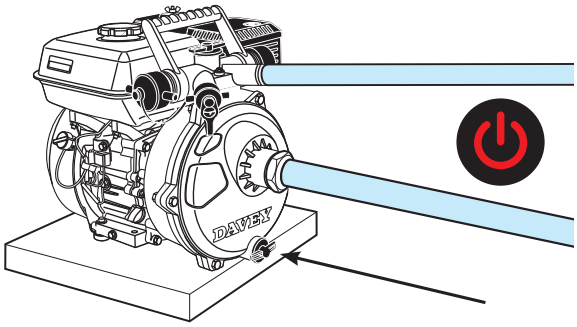

ATTENTION: these original instructions and the accompanying engine manufacturer's instructions must be delivered with the pump to the operator. Pressure up to 108m total head. In certain conditions of operation, the sound level of some models of this pump can exceed 85dB (a) 1 metre. Use handle where appropriate to lift.

IMPORTANTE: Queste istruzioni originali e le istruzioni del produttore del motore allegato devono essere consegnate con la pompa all'operatore. Pressione fino a 108 m di prevalenza totale. In alcune condizioni operative, il livello sonoro di alcuni modelli di questa pompa può superare 85 dB (a) 1 metro. Usa la maniglia dove appropriato per sollevare.

ATTENTION: ces instructions originales, ainsi celles du fabricant du moteur qui l'accompagne, doivent être livrées avec la pompe à l'utilisateur. Pression jusqu'à 108 m de hauteur totale. Dans certaines conditions de fonctionnement, le niveau sonore de certains modèles de cette pompe peut dépasser 85 dB (a) à 1 mètre. Utilisez la poignée si nécessaire pour soulever.

IMPORTANT: this engine driven pump's mechanical seal is designed to pump clean, non-abrasive water with neutral pH. Water temp 1°C – 50°C. NOTE: When transporting your Davey Portable Self Priming Pump, water from the casing may leak back past the priming flap. Before attempting to self-prime the pump, you may need to check that the pump casing is full of water. When storing, the pump unit should be drained of water and normal engine storage procedure should be followed. (Run unit until fuel is exhausted, drain and fill sump with fresh oil). The unit should be stored in a dry place. Before starting pump after storage, it should be checked to make sure that it is free to rotate by pulling Engine Starter with ignition off.

IMPORTANTE: qla tenuta meccanica della pompa azionata dal motore è progettata per pompare acqua pulita e non abrasiva con pH neutro. Temperatura dell'acqua 1 ° C - 50 ° C. NOTA: quando si trasporta la pompa autoadescante portatile Davey, l'acqua dall'involucro potrebbe fuoriuscire oltre l'aletta di adescamento. Prima di tentare di autoadescare la pompa, potrebbe essere necessario controllare che il corpo della pompa sia pieno d'acqua. Durante la conservazione, l'unità pompa deve essere prosciugata d'acqua e deve essere seguita la normale procedura di stoccaggio del motore. (Far funzionare l'unità fino a quando il carburante non è esaurito, scaricare e riempire la coppa con olio nuovo). L'unità deve essere conservata in un luogo asciutto. Prima di avviare la pompa dopo lo stoccaggio, è necessario verificare che sia libera di ruotare tirando il motorino di avviamento con l'accensione spenta.

IMPORTANT: le joint mécanique de cette pompe à moteur est conçu pour pomper de l'eau propre, non abrasive et à pH neutre. Température de l'eau 1 ° C - 50 ° C. REMARQUE: Lorsque vous transportez votre pompe auto-amorçante portable Davey, il est possible que de l'eau fuie par le volet d'amorçage. Avant de tenter d'auto-amorcer la pompe, vous devez vérifier que le corps de la pompe est rempli d'eau. Lors du stockage, la pompe doit être vidangée d'eau et la procédure de stockage standard du moteur doit être suivie. (Faites fonctionner l'appareil jusqu'à épuisement du carburant, vidangez et remplissez le carter d'huile neuve). L'unité doit être stockée dans un endroit sec. Avant de démarrer la pompe après un période de stockage, assurez-vous qu'elle est libre de tourner en tirant sur le démarreur avec l'allumage coupé.

Model	5113HE	5150HD	5155H	5165H	5213HE	5255H
Weight (kg)	53	25	25	26	57	28
Inlet	2" BSP M	1½" BSP M	1½" BSP M	1½" BSP M	2" BSP M	1½" BSP M
Outlet	3-way 1"/2"/1" BSP M	3-way 1"/1½"/1" BSP M	4-way 1½"/1"/1"/1½" BSP M	4-way 1½"/1"/1"/1½" BSP M	3-way 1"/2"/1" BSP M	4-way 1½"/1"/1"/1½" BSP M
LxWxH (mm)	675x520x545	675x520x545	675x520x545	675x520x545	675x520x545	675x520x545

Model	5155H/NPT	5265H	5265HE	5210YE/HP	5150P	5155HFRN
Weight (kg)	23	28	31	80	8	33
Inlet	1½" NPT M	1½" BSP M	1½" BSP M	1½" BSP M	1½" BSP M	2" BSP M
Outlet	4-way 1½"/1"/1"/1½" NPT M	4-way 1½"/1"/1"/1½" BSP M	4-way 1½"/1"/1"/1½" BSP M	4-way 1½"/1"/1"/1½" BSP M	4-way 1½"/1"/1"/1½" BSP M	4-way 1½"/1"/1"/1½" BSP M
LxWxH (mm)	675x520x545	675x520x545	675x520x545	675x520x545	675x520x545	675x520x545

Model	5250P	5155H3	5255H/NPT	5290HRS2	5148YEV	5210HZE/HP
Weight (kg)	10	25	27	38	39	78
Inlet	1½" BSP M	1½" BSP M	1½" NPT M	2" BSP M	1½" BSP M	2" BSP M
Outlet	4-way 1½"/1"/1"/1½" BSP M	3-way 1"/1½"/1" BSP M	4-way 1½"/1"/1"/1½" NPT M	3-way 1"/2"/1" BSP M	4-way 1½"/1"/1"/1½" BSP M	3-way 1"/2"/1" BSP M
LxWxH (mm)	675x520x545	675x520x545	675x520x545	675x520x545	675x520x545	675x520x545

Model	5210YE/HP	5248Y	5265H/NPT	5190HRS2	5265H23W	5290HRS2NPT
Weight (kg)	79	36	26	34	28	38
Inlet	2" BSP M	1½" BSP M	1½" NPT M	2" BSP M	2" BSP M	2" NPT M
Outlet	3-way 1"/2"/1" BSP M	4-way 1½"/1"/1"/1½" BSP M	4-way 1½"/1"/1"/1½" NPT M	3-way 1"/2"/1" BSP M	3-way 1"/2"/1" BSP M	3-way 1"/2"/1" NPT M
LxWxH (mm)	675x520x545	675x520x545	675x520x545	675x520x545	675x520x545	675x520x545

Model	5170YE	5290HE	5165HQ	5265HV	5155HV	5265H3
Weight (kg)	61	49	26	26	25	26
Inlet	1½" BSP M	2" BSP M	2" BSP M	1½" BSP M	1½" BSP M	1½" BSP M
Outlet	4-way 1½"/1"/1"/1½" BSP M	3-way 1"/2"/1" BSP M	3-way 1"/1½"/1" BSP M	4-way 1½"/1"/1"/1½" BSP M	4-way 1½"/1"/1"/1½" BSP M	3-way 1"/1½"/1" BSP M
LxWxH (mm)	675x520x545	675x520x545	675x520x545	675x520x545	675x520x545	675x520x545

Model	5165HE	5270YE
Weight (kg)	29	62
Inlet	1½" BSP M	1½" BSP M
Outlet	4-way 1½"/1"/1"/1½" BSP M	4-way 1½"/1"/1"/1½" BSP M
LxWxH (mm)	675x520x545	675x520x545

Model/Modello/Modèle

Weight/Peso/Poids

Inlet/Insenatura/Entrée

Outlet/Presa/Sortie

NOTES

Davey Warranty | Garantie | Garanzia

Davey Water Products Pty Ltd (Davey) of 6 Lakeview Drive, Scoresby Vic 3179 warrants that, subject to the exclusions and limitations listed in the complete I&OIs (Installation & Operating Instructions), the product will be free from defects in material and workmanship for the warranty period.

If a defect appears in the product before the end of the warranty period, refer to the I&OI for full warranty details and contact the original place of purchase for warranty information.

Davey Water Products Pty Ltd (Davey) con sede a 6 Lakeview Drive, Scoresby Vic 3179 garantisce che, fatte salve le esclusioni e le limitazioni elencate nel Manuale di installazione e funzionamento completo, il prodotto sarà privo di difetti di materiale e lavorazione per il periodo di garanzia.

Se un difetto appare nel prodotto prima della fine del periodo di garanzia, fare riferimento al manuale di installazione e funzionamento per i dettagli della garanzia completa e contattare il luogo di acquisto originale per informazioni sulla garanzia.

Davey Water Products Pty Ltd (Davey) situé 6 Lakeview Drive, Scoresby Vic 3179 garantit que, sous réserve des exclusions et restrictions énumérées dans le manuel d'installation et d'utilisation complet, le produit sera exempt de défauts de matériel et fabrication pendant la période de garantie.

Si un défaut apparaît sur le produit avant la fin de la période de garantie, reportez-vous au manuel d'installation et d'utilisation pour obtenir les détails complets de la garantie et contactez votre revendeur pour obtenir des informations sur la garantie.

Davey Water Products Pty Ltd
Member of the GUD Group
ABN 18 066 327 517

NEW ZEALAND

7 Rockridge Avenue,
Penrose, Auckland 1061
Ph: 0800 654 333
Fax: 0800 654 334
Email: sales@dwp.co.nz
Website: daveynz.co.nz

NORTH AMERICA

Ph: 1-877-885-0585
Email: info@daveyusa.com
Website: daveyusa.com

AUSTRALIA

Head Office
6 Lakeview Drive,
Scoresby, Australia 3179
Ph: +613 9730 9124
Fax: +613 9753 4248
Email: export@davey.com.au
Website: davey.com.au

EUROPE

ZAC des Gaulnes
355 Avenue Henri Schneider
69330 Meyzieu, France
Ph: +33 (0) 4 72 13 95 07
Fax: +33 (0) 4 72 33 64 57
Email: info@daveyeurope.eu
Website: daveyeurope.eu

MIDDLE EAST

Ph: +971 50 6368764
Fax: +971 6 5730472
Email: info@daveyuae.com
Website: daveyuae.com

® Davey is a trademark of Davey Water Products Pty Ltd. © Davey Water Products Pty Ltd 2019.
® Davey è un marchio commerciale di Davey Water Products Pty Ltd. © Davey Water Products Pty Ltd 2019.
® Davey est une marque déposée de Davey Water Products Pty Ltd. © Davey Water Products Pty Ltd 2019.

P/N 403630

*** This is only a guide for installation and basic operation, for detailed instructions please visit www.bit.ly/DWPFFIOI, scan the QR code on the front of this document or contact your local Davey Office.**

*** Questo documento è solo una guida per l'installazione e le operazioni di base, per istruzioni dettagliate si prega di visitare www.bit.ly/DWPFFIOI, scansionare il codice QR nella parte anteriore di questo documento o contattare il locale Davey Office.**

*** Ce document est seulement un guide basique d'installation et d'utilisation, merci de visiter www.bit.ly/DWPFFIOI, de scanner le code QR situé au début du document ou de contacter le bureau Davey local pour des instructions détaillées.**