SPECIFICHE TECNICHE
SPECIFICATIONS

– PRESSIONE NOMINALE *RATED PRESSURE*	40÷140 bar – 4÷14 MPa (580÷2000 psi)
– PRESSIONE CONSENTITA *PERMISSIBLE PRESSURE*	160 bar – 16 MPa (2300 psi)
– PORTATA *FLOW RATE*	15÷50 l/min (4÷13.2 USGp.m.)
– TEMPERATURA MASSIMA ACQUA *MAX WORKING TEMPERATURE*	0–90°C (32–195°F)
– PESO *WEIGHT*	3.59 Kg (126.6 oz)
– FREQUENZA ROTAZIONE ASSE PRINCIPALE *MAIN AXIS ROTATING SPEED*	29÷36 giri/min (RPM)
– TEMPO CICLO BREVE *SHORT CYCLE TIME*	48,5÷39 secondi
– TEMPO CICLO COMPLETO *FULL CYCLE TIME*	97÷78 secondi
– ATTACCO ALIMENTAZIONE ACQUA *INLET CONNECTION SIZE*	1/2 Gas
– ATTACCO UGELLI N°3 (UGELLI NON FORNITI) *N°3 NOZZLE CONNECTIONS (NOZZLES NOT SUPPLIED)*	1/8 NPT

TESTINA AUTOMOVENTE

- Portata ridotta, alta pressione, elevata forza d'impatto.
- Velocità di rotazione indipendente dalla temperatura dell'acqua.
- Costruzione in acciaio inox e alluminio anticorodal anodizzato.
- Guarnizioni in viton e PTFE.
- Idonea per l'impiego nel settore alimentare.

SELF ROTATING CLEANING HEAD

- *Reduced flow, high pressure, strong cleaning impact.*
- *Rotating speed indipendent from water temperature.*
- *Structure in SST and anodised anticorrosive aluminium.*
- *Seals in viton and PTFE.*
- *Designed for the food industry.*

MISURE D'INGOMBRO
OVERALL DIMENSIONS

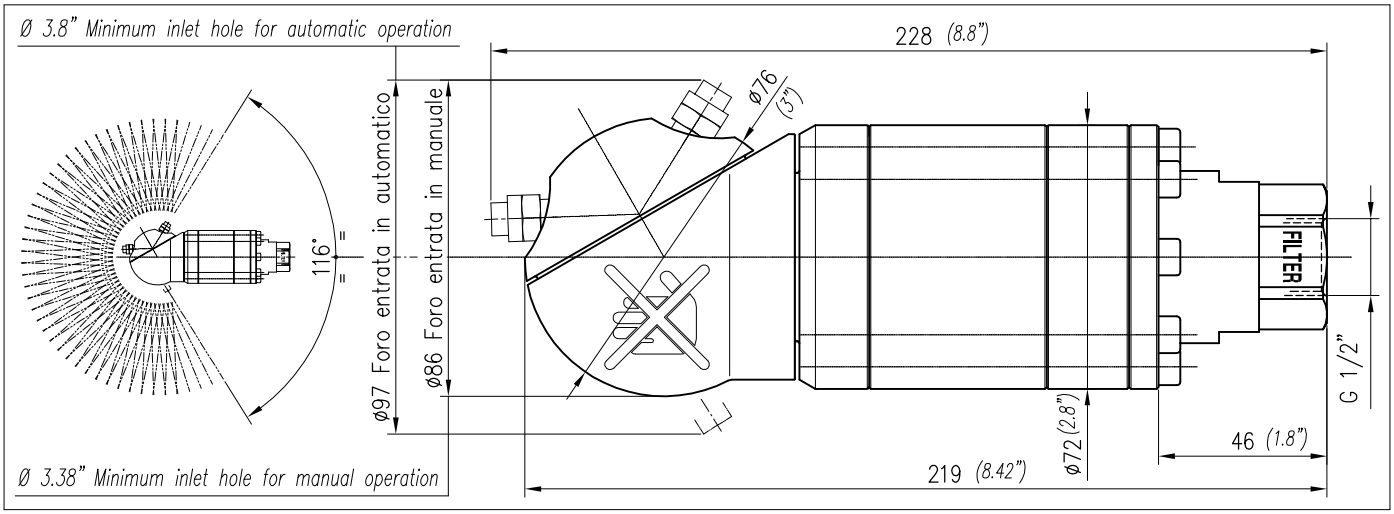

CARATTERISTICHE TECNICHE
TECHNICAL SPECIFICATIONS

– PRESSIONE NOMINALE *RATED PRESSURE*	40÷140 bar – 4÷14 MPa (580÷2000 psi)
– PRESSIONE CONSENTITA *PERMISSIBLE PRESSURE*	160 bar – 16 MPa (2300 psi)
– PORTATA *FLOW RATE*	15÷50 l/min (4÷13.2 USGp.m.)
– TEMPERATURA MASSIMA ACQUA *MAX WORKING TEMPERATURE*	0–90°C (32–195°F)
– PESO *WEIGHT*	3.59 Kg (126.6 oz)
– FREQUENZA ROTAZIONE ASSE PRINCIPALE *MAIN AXIS ROTATING SPEED*	29÷36 giri/min (RPM)
– ATTACCO ALIMENTAZIONE ACQUA *INLET CONNECTION SIZE*	1/2 Gas
– ATTACCO UGELLI N°3 *NOZZLES CONNECTION N°3*	1/8 NPT

TEMPO PER UN CICLO COMPLETO DI LAVAGGIO
(47 GIRI DELL'ASSE PRINCIPALE)

TIME FOR A COMPLETE CLEANING CYCLE
(47 MAIN AXIS REVOLUTIONS)

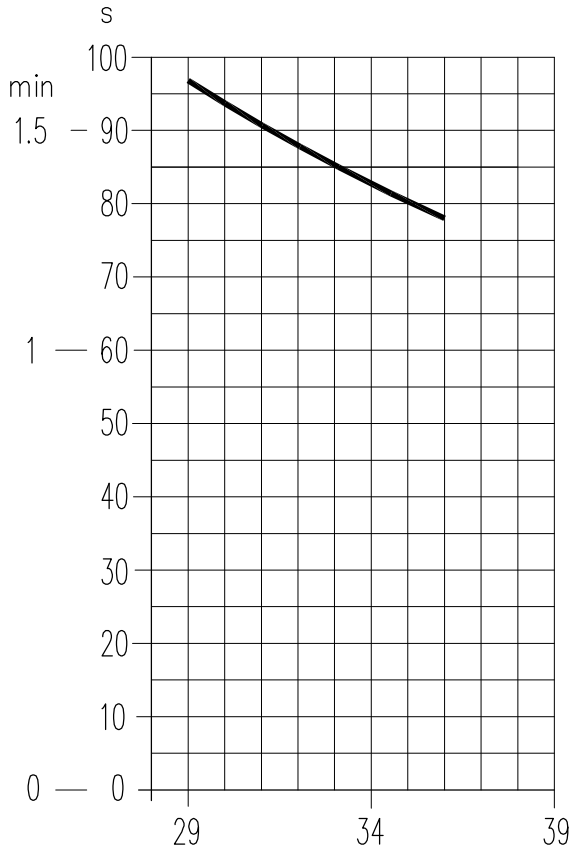

TEMPO PER UN CICLO BREVE DI LAVAGGIO
(23,5 GIRI DELL'ASSE PRINCIPALE)

TIME FOR A SHORT CLEANING CYCLE
(23,5 MAIN AXIS REVOLUTIONS)

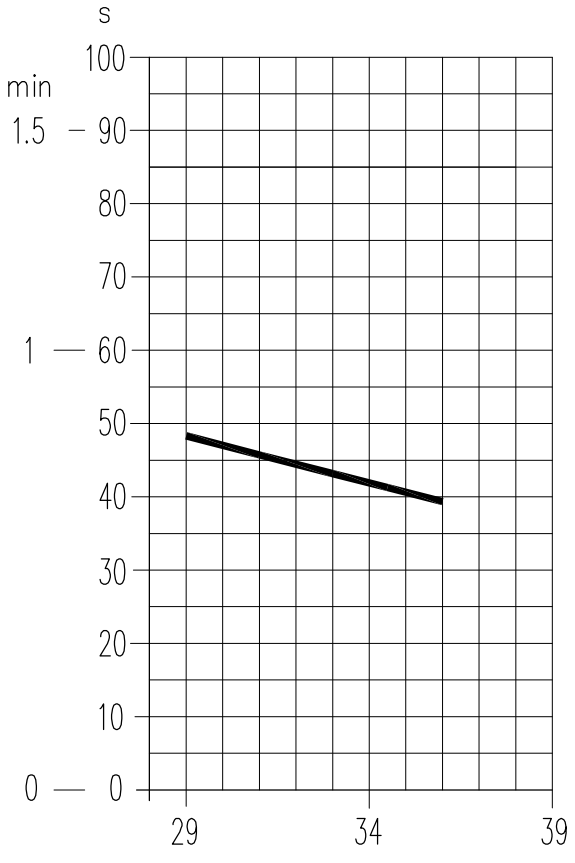

VELOCITA' DI ROTAZIONE giri/min
ROTATING SPEED RPM

–D1–

VARIAZIONE DEI GIRI IN FUNZIONE DELLA PORTATA
RPM VARIATION IN RELATION TO FLOW

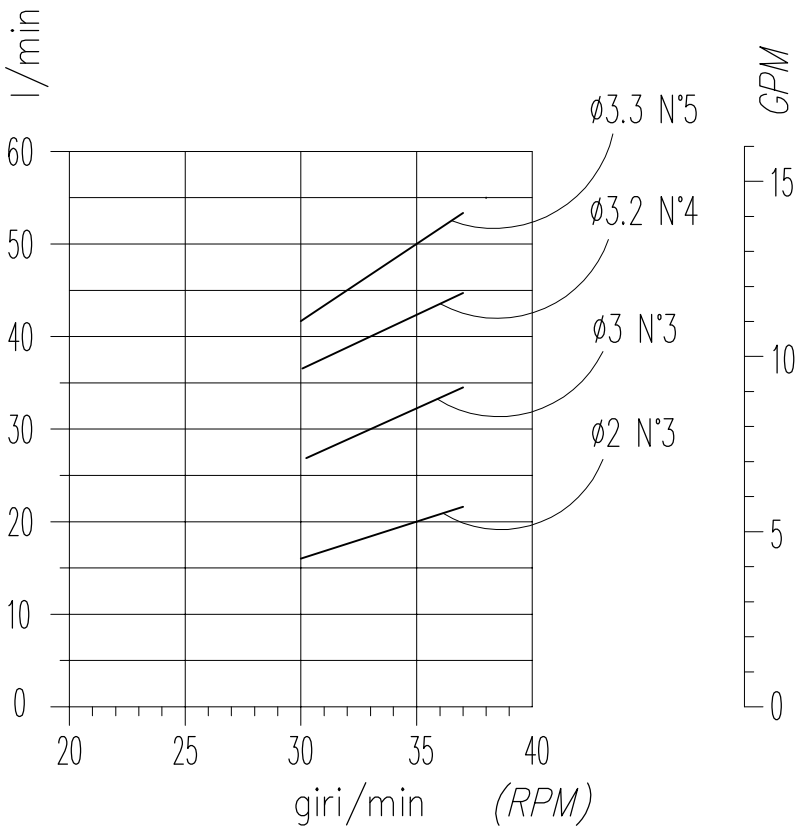

CADUTA DI PRESSIONE IN FUNZIONE DELLA PORTATA
LOSS OF PRESSURE IN RELATION TO FLOW

~10 bar – 1 MPa

A42-R

01/07/08

P.A. – S.p.A. – EQUIPAGGIAMENTI TECNICI DEL LAVAGGIO

VIA MILANO, 13 – CASELLA POSTALE 115 – 42048 RUBIERA (REGGIO EMILIA) – ITALY
Tel. +39 0522 623611 – Fax. +39 0522 629600 – R.E.A. RE 156319 – R.I. RE11535 – Mecc. RE 013446
C.F. e P. IVA 01035950359 – Cap. Soc. i.v. € 750.000,00 – Codice Identificativo C.E.E. IT 01035950359
ART. 2497 – BIS C.C. DIREZIONE E COORDINAMENTO BENETTI srl R.I. TRIB. DI RE 01480690351
Web: http://www.pa-etl.it – **E-mail:** info@pa-etl.it

Dichiarazione di conformità
Declaration of conformity

Attrezzatura *– Equipment:*	**ACCESSORIO A PRESSIONE** ***PRESSURE EQUIPMENT***
Modello *– Type:*	**A42R / A42R2**
Fluido *– Fluid:*	**ACQUA CALDA E DETERGENTI** ***HOT WATER AND DETERGENTS***

Gruppo fluidi: *Group of Fluid:*	II	***Temperatura min. e max. ammissibile*** *Permissible Temperature (min/max °C)*	**0 ÷ 90°C**

Procedura di valutazione della conformità
Conformity Assessment Procedure Followed

Allegato: *Annex:*	**---------**	***Modulo:*** *Module:*	**---------**

Organismo notificato **-** *Notified Body:*	**----------**
Attestato CE del tipo **-** *EC Type - Examination Certificate:*	**----------**
Marcatura CE del fabbricante **-** *Manufacturer's CE Marking:*	**----------**
Organismo Notificato per il Sistema Qualità*:* *Notified Body for Assessment of Quality System:*	**----------**
Organismo di certificazione per il Sistema di Qualità*:* *Notified Body for Certification of Quality System:*	**DNV-GL**
Norme europee applicate*:* *Harmonized Standards applied :*	**CEI EN 60335-2-79:2015** **UNI EN 1829-1:2010**
Codici di calcolo: *Design Calculations Applied:*	

Libretto uso e manutenzione presente nel sito web *Operation and Maintenance Manual available on Website*	**Il Fabbricante PA SpA** *The Manufacturer PA SpA*	Arturo Benetti

25.5180.20 A42 R Test.semov., 20 l/min
25.5180.30 A42 R Test.semov., 30 l/min

25.5180.40 A42 R Test.semov., 40 l/min
25.5180.50 A42 R Test.semov., 50 l/min

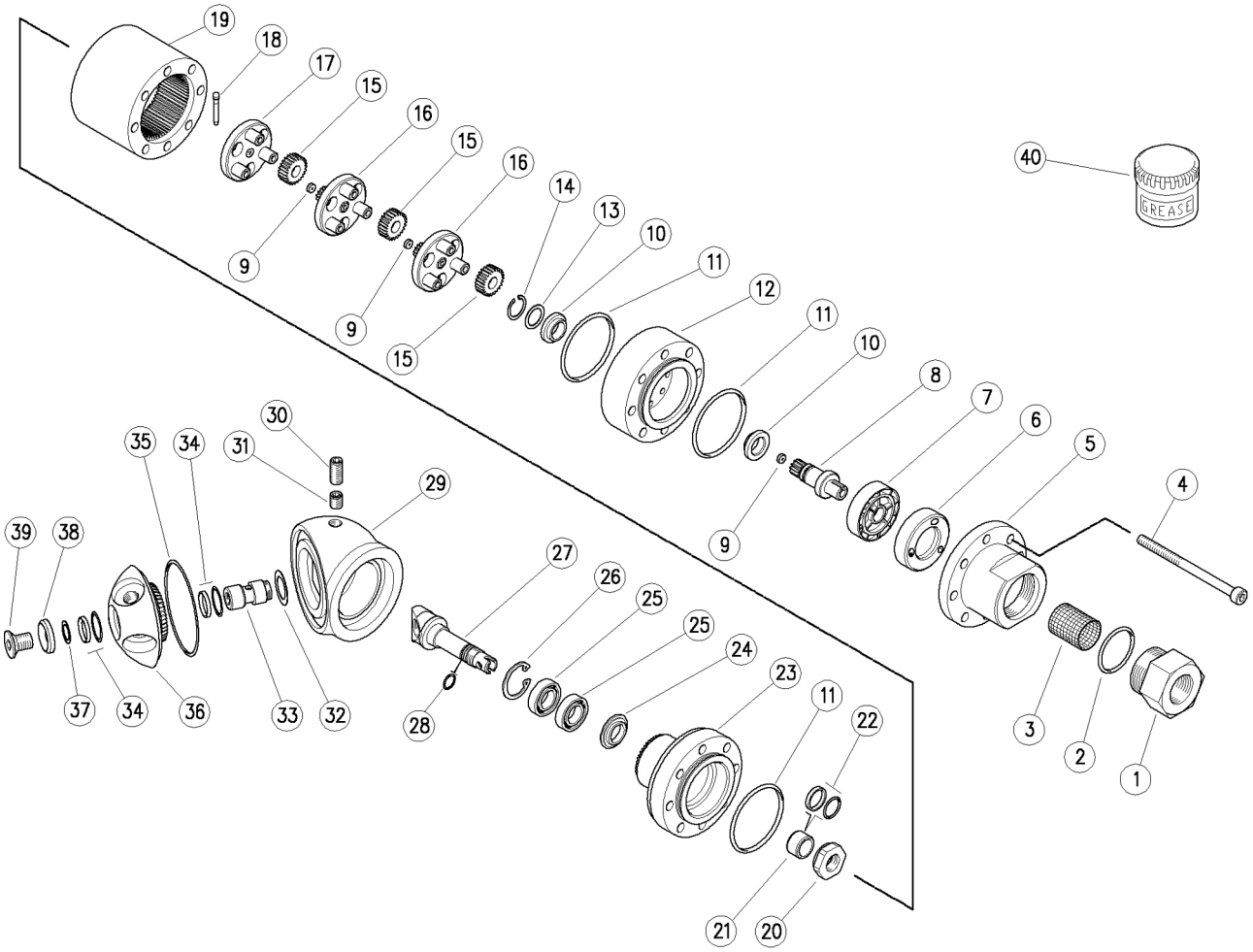

Pos.	Codice	Descrizione	Q.tà	K1	K2	K3	K4	
1	80.0534.51R	Racc. entrata G1/2F inox	1					3
2	10.3077.10R	An.OR 1,78x28,3 mm Vi 70	1	•				10
3	80.0820.63R	Rete, 21,5x26,5 mm Ai316 inox	1					10
4	16.1909.00R	Vite DIN912 M6x90 mm inox	8					10
5	80.0533.51R	Corpo entrata inox	1					1
6	80.0516.51R	An. Iniettore 3x3 mm inox	1					3
6	80.0514.51R	An. Iniettore 3x2 mm inox (1)	1					3
6	80.0526.51R	An. Iniettore 4x3,2 mm inox (2)	1					3
6	80.0525.51R	An. Iniettore 5x3,3 mm inox (3)	1					1
7	80.0512.84R	Turbina plast.	1					3
8	80.0540.22R	Albero planetario completo	1					1
9	80.0536.38R	An. Rasamento 1,2x6x2mm bronzo **	3		•			3
10	80.0548.84R	Boccola	2		•			3
11	10.3034.10R	An.Or 1,5x45 mm Vi 70	3	•				10
12	80.0532.51R	Flangia entrata acc.inox	1					1
13	80.0510.53R	An. rasamento 12,3x17x0,5mm inox	1					10
14	10.0999.05R	An. elast. E 12 inox	1		•			10
15	80.0501.38R	Satellite z.24 bronzo	9		•			3
16	80.0541.22R	Portasatelliti+3 perni+ingran. Z.12 inox	2					1
17	80.0538.22R	Portasatelliti+3 perni inox+ spina	1					1
18	80.0545.31R	Spina fusibile D.3mm **	1		•			10
19	80.0542.51R	Corona z.60 per testina 3 stadi inox	1					1

Pos.	Codice	Descrizione	Q.tà	K1	K2	K3	K4	
20	80.0504.51R	Ghiera M12x1 inox	1					3
21	80.0509.51R	Boccola porta guarnizioni inox	1			•		3
22	10.2035.16R	Guarn.16x21x2,1 mm +Or Vit.	1	•		•		5
23	80.0552.51R	Ingranag.fisso z:45 inox.	1					1
24	80.0550.51R	Distanziale, 12,3x27,5mm inox	1					5
25	11.4412.28R	Cuscinetto 12x28x8 mm - 2RS1 inox	2		•			3
26	10.1011.05R	An. elast. I 28 inox	1		•			10
27	80.0551.51R	Albero di trasmissione inox.	1					1
28	10.3019.10R	An.OR 1,5x9,5 mm Vi 70	1	•				10
29	80.0523.41R	Calotta sferica A42R/R2 Al.	1					1
30	16.2225.00R	Grano DIN913 M8x16 mm inox	1					10
31	16.2218.00R	Grano M8x8 mm inox Uni 5929	1					10
32	80.0513.53R	An. rasamento 15,4x23x0,3mm inox	1					5
33	80.0507.51R	Perno M12x1M-M8 F inox	1					3
34	10.2035.00R	Guarn. stelo 15x20x2 mm +OR	2	•				4
35	10.3270.10R	An.OR 3,53x59,92 mm Vi 70	1	•				10
36	80.0539.22R	Portaug.3×1/8Npt Al+ingr.z.47	1					1
37	80.0505.53R	An. rasamento 8,3x14x0,3mm inox	1					5
38	80.0015.51R	Rosetta svas. 8,5x22x4,5mm inox	1					3
39	16.1954.12R	Vite DIN7991 M8x12 mm inox	1					10
40	14.6550.00R	Grasso al teflon ×30 g.>no Epdm **	1					2
41	80.0506.51	Albero di trasmissione inox	1					1

** Su richiesta

Kit	Codice	Descrizione	
K1	25.5181.24	Kit ric.guarn. A42R 6x1pz.	1
K2	25.5182.24	Kit ric. A42/43/44 7x1pz.	1
K3	25.5183.24	A42/43/44 - kit ric.bocc+guarn.2x1	1

(1) 25.5180.20 (2) 25.5180.40 (3) 25.5180.50

25.5180.20 A42-R Tank clean.,s/prop., 20 l/min
25.5180.30 A42-R Tank clean.,s/prop., 30 l/min

25.5180.40 A42-R Tank clean.,s/prop., 40 l/min
25.5180.50 A42-R Tank clean.,s/prop.,50 l/min

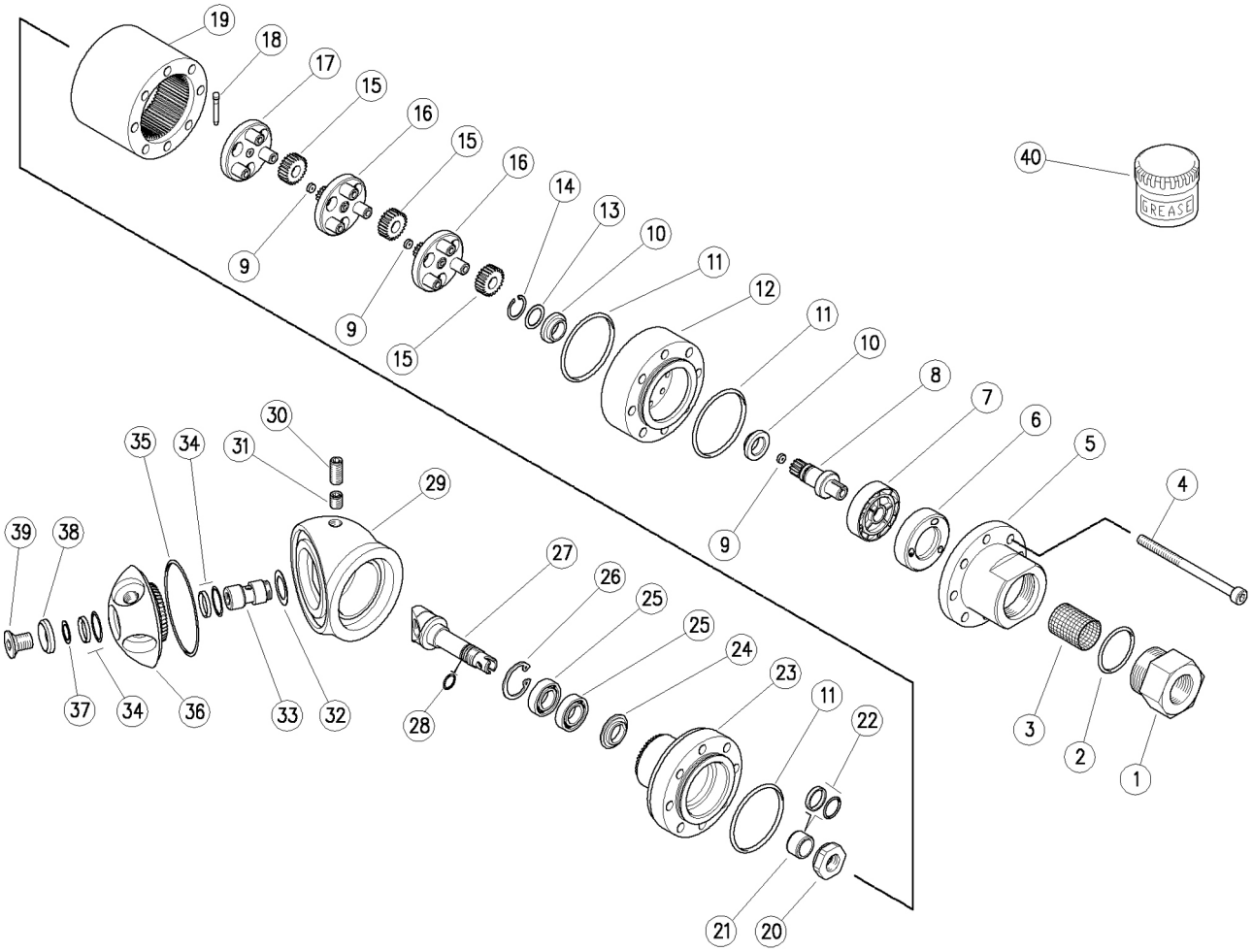

Pos.	P/N	Description	Q.ty	K1	K2	K3	K4	
1	80.0534.51R	Inlet coupl., 1/2Bsp F Sst.	1					3
2	10.3077.10R	O-ring, 1,78x28,3 mm Vi 70	1	•				10
3	80.0820.63R	Net, 21,5x26,5 mm Ai316 Sst.	1					10
4	16.1909.00R	Screw, DIN912 M6x90 mm Sst.	8					10
5	80.0533.51R	Inlet housing, Sst.	1					1
6	80.0516.51R	Ring injector, 3x3 mm Sst.	1					3
6	80.0514.51R	Ring injector, 3x2 mm Sst. (1)	1					3
6	80.0526.51R	Ring injector, 4x3,2 mm Sst. (2)	1					3
6	80.0525.51R	Ring injector, 5x3,3 mm Sst. (3)	1					1
7	80.0512.84R	Turbine, plast.	1					3
8	80.0540.22R	Planetary shaft, complete	1					1
9	80.0536.38R	Shim ring, 1,2x6x2mm brz **	3		•			3
10	80.0548.84R	Bushing ring	2		•			3
11	10.3034.10R	O-ring, 1,5x45 mm Vi 70	3	•				10
12	80.0532.51R	Sst. inlet flange	1					1
13	80.0510.53R	Shim ring, 12,3x17x0,5mm Sst.	1					10
14	10.0999.05R	Snap ring, E 12 Sst.	1		•			10
15	80.0501.38R	Planetary gear, z.24 brz	9		•			3
16	80.0541.22R	Plan. gear holder+3 pins+gear, Sst.	2					1
17	80.0538.22R	Planetary gear holder+3 pins, Sst.+1 pin	1					1
18	80.0545.31R	Fuse plug, D.3mm **	1		•			10
19	80.0542.51R	Ring gear z.60, 3-stage cleaner, sst.	1					1

Pos.	P/N	Description	Q.ty	K1	K2	K3	K4	
20	80.0504.51R	Ring nut, M12x1 Sst.	1					3
21	80.0509.51R	Seal holding bushing, Sst.	1			•		3
22	10.2035.16R	Seal, 16x21x2,1 mm+Or.iVit.	1	•		•		5
23	80.0552.51R	Pinion z:45 sst.	1					1
24	80.0550.51R	Sst. spacer ring, 12,3x27,5 mm	1					5
25	11.4412.28R	Ball-bearing, 12x28x8 mm - 2RS1 Sst.	2		•			3
26	10.1011.05R	Snap ring, I 28 Sst.	1		•			10
27	80.0551.51R	Propeller shaft, Sst.	1					1
28	10.3019.10R	O-ring, 1,5x9,5 mm Vi 70	1	•				10
29	80.0523.41R	Spherical cap -A42R/R2, Al.	1					1
30	16.2225.00R	Set screw, DIN913 M8x16 mm Sst.	1					10
31	16.2218.00R	Set screw, M8x8 mm Sst. Uni 5929	1					10
32	80.0513.53R	Shim ring, 15,4x23x0,3mm Sst.	1					5
33	80.0507.51R	Pin, M12x1M-M8F Sst.	1					3
34	10.2035.00R	Stem seal, 15x20x2 mm +O-ring	2	•				4
35	10.3270.10R	O-ring, 3,53x59,92 mm Vi 70	1	•				10
36	80.0539.22R	Nzl hold,3×1/8Npt Al+gear z.47	1					1
37	80.0505.53R	Shim ring, 8,3x14x0,3mm Sst.	1					5
38	80.0015.51R	C/sunk washer, 8,5x22x4,5mm Sst.	1					3
39	16.1954.12R	Screw, DIN7991 M8x12 mm Sst.	1					10
40	14.6550.00R	Teflon grease ×30g.>no Epdm **	1					2
41	80.0506.51	Propeller shaft, Sst.	1					1

** On request

Kit	P/N	Description	
K1	25.5181.24	Seals Spares Kit - A42R 6x1pcs.	1
K2	25.5182.24	Spares Kit - A42/43/44 7x1pcs.	1
K3	25.5183.24	Spares Kit - A42/43/44 2x1pcs.	1

(1) 25.5180.20 (2) 25.5180.40 (3) 25.5180.50